



केन्द्रीय माध्यमिक शिक्षा बोर्ड  
CENTRAL BOARD OF SECONDARY EDUCATION

# INFORMATION BULLETIN

NATIONAL ELIGIBILITY CUM ENTRANCE TEST (UG)  
(SESSION 2017-18)  
FOR ADMISSION TO MBBS/BDS COURSES



**Central Board of Secondary Education**  
NATIONAL ELIGIBILITY CUM ENTRANCE TEST UNIT  
Shiksha Kendra, 2, Community Centre  
Preet Vihar, Delhi – 110092  
e-mail : [neet.cbse@nic.in](mailto:neet.cbse@nic.in)

## IMPORTANT

**Candidates are required to go through the Information Bulletin carefully and acquaint themselves with the following:-**

1.	Candidates can apply for NEET (UG) “Online” only. <b>No offline application will be entertained.</b>
2.	<b>The candidates are allowed a maximum of 3 attempts for all candidates.</b>
3.	Information Bulletin can be downloaded from the website <a href="http://www.cbseneet.nic.in">www.cbseneet.nic.in</a> .
4.	Online submission of Application Form may be done by accessing Board’s website <a href="http://www.cbseneet.nic.in">www.cbseneet.nic.in</a> . Instructions for Online submission of Application are available in the Information Bulletin and on the website <a href="http://www.cbseneet.nic.in">www.cbseneet.nic.in</a> . Candidates must follow the instructions strictly as given in the Information Bulletin and on website. Candidates not complying with the instructions shall be disqualified
5.	Aadhaar number is required for submission of Application Form of NEET (UG)-2017. The use of Aadhaar for the candidates of NEET (UG)-2017 will result in accuracy of the candidate’s details. This will also help in ascertaining identities of the candidates at the examination centres in a convenient and hassle free manner. Aadhaar obviates the need for producing multiple documents to prove ones identity. More details are available in <a href="#">point-10 of chapter-4</a> .
6.	<b>Candidates must retain the following documents with them as reference for future correspondence.</b> (a) At least three printouts of the <i>Confirmation Page of online Application</i> . (b) Proof of fee paid. (c) At least 5 copies of identical passport size Photograph that was scanned and uploaded on the Online Application. (d) At least 2 similar post card size photos (same as scanned and uploaded on the online application). (e) Copy of the system generated Self Declaration in respect of candidates from Andhra Pradesh, Telangana and J&K who have opted for seats under 15% All India Quota .
7.	(a) Candidates must ensure that mobile numbers, e-mail ID filled in the online Application form are their own or their parents’. The Board will make communication by SMS and/or e-mail on given mobile number and e-mail ID respectively only. (b) The CBSE will not be held responsible for non-receipt of latest information due to wrong mobile number, e-mail ID and correspondence address filled in the Online Application Form. (c) The fee can be remitted in the following ways: (i) By Credit Card/Debit Card; (ii) Net Banking/UPI; (iii) E-wallet of Common Services Centre and other service providers. (d) Fee remitted through Indian Postal Order / Demand Draft/ Pay Order/ Cheque/Cash, etc. would not be accepted in any circumstances. Such applications would stand rejected and no correspondence on this account will be entertained. (e) Final Submission of Online Application will remain incomplete and unsuccessful in case of failure to complete Step-3 of Online Application. Generation of confirmation page confirm that application has been submitted successfully.
8.	Candidates must preserve the Admit Cards till their admission in MBBS/BDS Course.
9.	Any correction pertaining to the photograph and signature will be intimated through e-mail and SMS and the same will be available in the candidate’s login account. Other permissible corrections will also be through log-in account with in permissible time only; therefore, ensure submission of correct data while submitting the application.

### IMPORTANT NOTES

10.	NEET (UG) will be held on 07.05.2017 (Sunday).
11.	NEET (UG) will be held in single stage and would be an objective type test.
12.	Only one application is to be submitted by a candidate.
13.	Particulars filled in application form may be chosen carefully as options exercised once cannot be changed later including examination centre city and Language of Question Paper.
14.	Allotment of centre is made by Computer and there is no human intervention. Under no circumstances the allotted centre shall be changed by the Board.
15.	The candidates can download Admit Card for the Examination from website <a href="http://www.cbseneet.nic.in">www.cbseneet.nic.in</a> .
16.	The candidates can download the Result, Marks cum Rank Sheet/Rank Letter from the website <a href="http://www.cbseneet.nic.in">www.cbseneet.nic.in</a> . These documents will also be made available in DigiLocker- <a href="http://www.digilocker.gov.in">www.digilocker.gov.in</a> .
17.	For the latest updates, candidates must remain in touch with the website <a href="http://www.cbseneet.nic.in">www.cbseneet.nic.in</a> , <a href="http://www.mohfw.nic.in">www.mohfw.nic.in</a> & <a href="http://www.mcc.nic.in">www.mcc.nic.in</a> and the websites of concerned States/Institutions till the completion of final round of counseling.
18.	<b>Candidates should fill-up online form and pay fee well in advance to avoid last hour rush on the server. No request regarding non-submission of application (due to any reason) will be entertained.</b>
19.	<b>CANDIDATES ARE ADVISED TO BE IN TOUCH WITH THE LINK NEWS EVENTS/NOTICE ON THE NEET WEBSITE- <a href="http://www.cbseneet.nic.in">www.cbseneet.nic.in</a> AND REGULARLY CHECK THEIR E-MAILS ON THEIR GIVEN E-MAIL ID AND SMS ON THEIR GIVEN MOBILE NUMBER FOR LATEST UPDATES.</b>

<b>CHAPTER-1 - INTRODUCTION</b>		<b>1</b>
1	NATIONAL ELIGIBILITY CUM ENTRANCE TEST (UG)	1
2	SHORT TITLE	2
3	DEFINITIONS	2
4	DATE OF ENTRANCE TEST	2
5	ADDRESS	2
6	IMPORTANT WEBSITES	2
7	LEGAL JURISDICTION	2
<b>CHAPTER-2- GENERAL INFORMATION</b>		<b>3</b>
1	GENERAL INSTRUCTIONS	3
2	PATTERN OF NEET	3
3	SYLLABUS FOR THE TEST	4
4	CENTRE CITIES FOR ENTRANCE TEST	4
<b>CHAPTER-3- ELIGIBILITY AND QUALIFICATIONS</b>		<b>5</b>
1	ELIGIBILITY TO APPEAR IN NEET-UG	5
2	ELIGIBILITY FOR SEATS UNDER THE CONTROL OF STATES/UNIVERSITIES/INSTITUTIONS/ AFMC/ CENTRAL POOL QUOTA	5
3	ELIGIBILITY FOR 15% ALL INDIA QUOTA SEATS	5
4	QUALIFICATIONS AND QUALIFYING EXAMINATION CODES	6
5	ADMISSION AND RESERVATION	7
<b>CHAPTER-4- MODE OF SUBMISSION OF APPLICATION FORM AND PAYMENT OF FEE</b>		<b>9</b>
1	PREPARATION FOR FILLING UP OF APPLICATION FORM	9
2	METHOD OF SUBMISSION OF APPLICATION FORM	10
3	INSTRUCTIONS FOR COMPLETING ONLINE APPLICATION FORM	11
4	FEE DETAILS AND LAST DATE FOR SUBMISSION OF APPLICATION FORM	11
5	PARTICULARS TO BE FILLED IN THE ONLINE APPLICATION FORM	12
6	DATE OF BIRTH	12
7	PHOTOGRAPH AND SIGNATURES	12
8	INFORMATION REGARDING ONLINE APPLICATION AND FEE	13
9	ADMIT CARD	14
10	REQUIREMENT OF AADHAR	14
<b>CHAPTER-5- INSTRUCTIONS TO BE FOLLOWED IN THE EXAMINATION HALL</b>		<b>15</b>
1	GENERAL	15
2	THE TEST-BOOKLET	16
3	THE ANSWER SHEET	16
4	MARKING THE RESPONSES	17
5	CHANGING AN ANSWER IS NOT ALLOWED	18
6	SCORING AND MARKING	18
7	ROUGH WORK	18
<b>CHAPTER-6- MERIT LIST AND QUALIFYING CRITERIA</b>		<b>19</b>
1	ELIGIBILITY CRITERIA	19
2	THE INTER-SE-MERIT OF CANDIDATES FOR TIE-BREAKING	19
3	MERIT LIST FOR COUNSELLING UNDER 15% ALL INDIA QUOTA	20
4	MERIT LIST FOR SEATS OTHER THAN 15% ALL INDIA QUOTA	20

<b>CHAPTER-7- POST EXAMINATION ACTIVITIES AND DECLARATION OF RESULT</b>		<b>21</b>
1	DISPLAY OF OMR SHEETS AND RESPONSES ON WEBSITE	21
2	DISPLAY OF ANSWER KEY FOR CHALLENGE	21
3	DECLARATION OF RESULT	21
4	RULES FOR RE-CHECKING/RE-EVALUATION OF ANSWER SHEETS	21
5	WEEDING OUT RULES	21
<b>CHAPTER-8- INSTRUCTIONS FOR COUNSELLING</b>		<b>22</b>
1	COUNSELLING FOR SEATS UNDER 15% ALL INDIA QUOTA	22
2	COUNSELLING AND ADMISSION OTHER THAN 15% ALL INDIA QUOTA	22
<b>CHAPTER-9- UNFAIRMEANS PRACTICES&amp; BREACH OF EXAMINATION RULES</b>		<b>23</b>
1	DEFINITION	23
2	PUNISHMENT FOR USING UNFAIRMEANS PRACTICE	23
<b>CHAPTER-10 - INFORMATION FOR PARENTS/GUARDIANS</b>		<b>24</b>
<b>CHAPTER-11 - BARRED ITEMS AND DRESS CODE</b>		<b>25</b>
1	BARRED ITEMS	25
2	DRESS CODE	25
<b>CHAPTER-12- COMMON SERVICES CENTRES/FACILITATION CENTRES</b>		<b>26</b>
<b>CHAPTER-13-SENDING VARIOUS REQUESTS/ GREIVANCES TO CBSE</b>		<b>27</b>

1	Appendix-I	Syllabus	29
2	Appendix-II	List of Cities of NEET (UG)Examination Centres	40
3	Appendix-III	Self-Declaration Proforma for Andhra Pradesh/ Telangana/J & K Students	41
4	Appendix-IV	List of State Medical Directorates/Counseling Authorities & their contact details	42
5	Appendix-V	List of State Codes	47
6	Appendix-VI	List of Code of Occupation, Qualification & Income	48
7	Appendix-VII	List of Codes of School Education Boards of class XII	49
8	Appendix-VIII	Specimen Copy of Answer Sheet	50
9	Appendix-IX	Details of Medical/Dental Colleges/Seats	52
10	Appendix-X	Certificate of Locomotor Disability	53
11	Appendix-XI	Proforma for Scheduled Caste and Scheduled Tribe Certificate	54
12	Appendix-XII	Proforma For Other Backward Class (OBC) Certificate	55
13	Appendix-XIII	Important Information at a glance	56

**1 NATIONAL ELIGIBILITY CUM ENTRANCE TEST (UG)**

As per regulations framed under the Indian Medical Council Act-1956 as amended in 2016 and the Dentists Act-1948 as amended in 2016, NATIONAL ELIGIBILITY CUM ENTRANCE TEST (UG) – 2017 (NEET-UG-2017) will be conducted by the Central Board of Secondary Education (CBSE), for admission to MBBS/BDS Courses in India in Medical/Dental Colleges run with the approval of Medical Council of India/Dental Council of India under the Union Ministry of Health and Family Welfare, Government of India except for the institutions established through an Act of Parliament i.e. AIIMS and JIPMER Puducherry. Following is stated in the regulations:-

- a. There shall be a single eligibility cum entrance examination namely 'National Eligibility-cum-Entrance Test for admission to MBBS/BDS courses' in each academic year.
- b. In order to be eligible for admission to MBBS/BDS Courses for a particular academic year, it shall be necessary for a candidate to obtain minimum marks in 'National Eligibility-cum-Entrance Test' held for the said academic year besides obtaining minimum prescribed marks at the qualifying examination.
- c. The reservation of seats in Medical/Dental colleges for respective categories shall be as per applicable laws prevailing in States/Union Territories. An all India merit list of the eligible candidates shall be prepared on the basis of the marks obtained in National Eligibility-cum-Entrance Test for admission in MBBS/BDS courses from the said lists only.
- d. No candidate who has failed to obtain the minimum eligibility marks as prescribed by the Medical Council of India/Dental Council of India shall be admitted to MBBS/BDS Courses in the said academic year.
- e. All admissions to MBBS/BDS courses within the respective categories shall be based solely on marks obtained in the National Eligibility-cum-Entrance Test.
- f. The Central Board of Secondary Education shall be the organization to conduct National Eligibility-cum-Entrance Test for admission to MBBS/BDS courses.

**Accordingly, the Central Board of Secondary Education will be conducting the National Eligibility Cum Entrance Test for admission to MBBS/BDS Courses in the session 2017-18 on Sunday, the 07th May, 2017.**

- The responsibility of CBSE is limited to the conduct of the entrance test, declaration of result and providing All India Rank to the Directorate General of Health Services, New Delhi for counselling of 15% All India Quota Seats and providing the result to the State Counselling Authorities and Admitting Institutions.
- The Counselling for successful candidates under 15% All India Quota seats is conducted by the MCC/DGHS. The counselling for admission in seats under the control of other States/Universities/Institutions shall be conducted as per the notifications issued separately by the authorities concerned.
- During counselling, the eligibility criteria, self-declaration, various documents, etc. of the eligible candidates shall be verified as per norms specified by the respective authorities and Medical/Dental Colleges.

**Admissions to all seats of MBBS/BDS courses will be done through NATIONAL ELIGIBILITY CUM ENTRANCE TEST (UG), 2017. The seats are classified in the following categories :-**

- (i) All India Quota Seats
- (ii) State Government Quota Seats
- (iii) State/Private/Management/NRI Quota Seats in all Private Medical / Dental Colleges or any Private/ Deemed University
- (iv) Central Pool Quota Seats

## 2 SHORT TITLE

These rules will be called as National Eligibility Cum Entrance Test (UG) Rules.

## 3 DEFINITIONS

- (a) “**Government**” means Government of India.
- (b) “**Ministry**” means Ministry of Health and Family Welfare, New Delhi.
- (c) “**DGHS**” means Directorate General of Health Services, New Delhi.
- (d) “**Council**” means Medical Council of India and Dental Council of India.
- (e) “**Board**” means Central Board of Secondary Education, Delhi
- (f) “**MCC**” means Medical Counseling Committee under DGHS for 15% All India Quota
- (g) “**Medical Examination & NEET**” means NATIONAL ELIGIBILITY CUM ENTRANCE TEST (UG)
- (h) “**Qualifying Examination**” means Examinations on the result of which the candidate becomes eligible to apply for the NATIONAL ELIGIBILITY CUM ENTRANCE TEST.
- (i) “**Rules**” means the rules specified by the Central Board of Secondary Education for the conduct of NEET(UG).
- (j) “**Scheduled Castes**” means Scheduled Castes as specified and laid down by the Government of India or any of the States/UTs Government.
- (k) “**Scheduled Tribes**” means Scheduled Tribes as specified and laid down by the Government of India or any of the States/UTs Government.
- (l) “**Other Backward Classes**” means Other Backward Classes (Non Creamy Layer) as specified and laid down by the Government of India or any of the States/UTs Government.
- (m) “**Physically Handicapped**” means Physically Handicapped person as specified and laid down by the Government of India.
- (n) “**Eligible Candidate**” means a candidate who satisfies the requirement of eligibility as prescribed by Medical Council of India and Dental Council of India.

## 4 DATE OF ENTRANCE TEST

NATIONAL ELIGIBILITY CUM ENTRANCE TEST (UG) will be conducted on Sunday, the 7<sup>th</sup> May, 2017 **from 10:00 am to 01:00 pm. The duration of test will be 3 hours.**

**The schedule will remain unaltered even if the above date is declared a public holiday.**

## 5 ADDRESS

All correspondence pertaining to conduct of examination shall be made on following address:

**THE DEPUTY SECRETARY (EXAM),  
NATIONAL ELIGIBILITY CUM ENTRANCE TEST UNIT  
CENTRAL BOARD OF SECONDARY EDUCATION,  
SHIKSHA KENDRA, 2, COMMUNITY CENTRE,  
PREET VIHAR, DELHI - 110 092**

## 6 IMPORTANT WEBSITES

- (a) The official website of the Board for NATIONAL ELIGIBILITY CUM ENTRANCE TEST is [www.cbseneet.nic.in](http://www.cbseneet.nic.in). All the test related information will be available on this website.
- (b) The official websites for counselling related information under 15% All India seats are:
  - Ministry of Health & Family Welfare- [www.mohfw.nic.in](http://www.mohfw.nic.in) and
  - Medical Counselling Committee -[www.mcc.nic.in](http://www.mcc.nic.in).
- (c) For remaining seats, kindly check the website of concerned State(s)/Institution(s).

## 7 LEGAL JURISDICTION

All disputes pertaining to the conduct of examination and allotment of seats shall fall within the jurisdiction of Delhi only. The Secretary of the Board shall be the legal person in whose name the Board may sue or may be sued.

**1 GENERAL INSTRUCTIONS**

- (a) NATIONAL ELIGIBILITY CUM ENTRANCE TEST (UG) - 2017 will be conducted as per regulations framed under the Indian Medical Council Act-1956 as amended in 2016 and the Dentists Act-1948 as amended in 2016.
- (b) **Mere appearing and qualifying in NEET (UG) does not confer any right to the candidate for admission in MBBS/BDS Courses.** The selection and admission to MBBS/BDS seats in any Medical Institution recognized for offering MBBS/BDS Courses is subject to fulfilling the admission criteria, eligibility, rank in merit list, medical fitness and such other criteria as may be prescribed by the Government of India, respective States, Universities and Medical/Dental Colleges.
- (c) Applications of candidates submitting false and fabricated information will not be considered and such candidates will be further debarred from appearing in examinations conducted by the CBSE.
- (d) Incomplete application and applications not in accordance with instructions will not be considered and are liable to be rejected. The examination fee deposited will not be refunded in such cases.
- (e) Fee will neither be carried forward to a future examination nor refunded under any circumstances. Submission of online application and remittance of fee would close as per the schedule given and no request for extension of time etc. shall be entertained. Applications once submitted cannot be withdrawn.
- (f) Instructions in the Information Bulletin are liable to change based on decisions taken by the CBSE and other authorities from time to time.
- (g) CBSE reserves the right to withdraw permission, if any, granted inadvertently to any candidate who is not eligible to appear in the NEET (UG) even though the Roll Number and Admit Card has been issued by the Board.
- (h) Candidate's eligibility for NEET (UG) is purely provisional and is subject to fulfilment of eligibility criteria as prescribed by the MOH&FW/MCI/DCI/Board/MCC.
- (i) In case of any ambiguity in interpretation of any of the instructions/terms/rules/criteria regarding determination of eligibility/conduct of examination/registration of candidates/information contained therein, the interpretation of the CBSE shall be final and binding.
- (j) **The conduct of NEET (UG) Examination would be videographed. The candidates are required to keep their head in upright position and face the camera during the videography so that their identity could be clearly established.**
- (k) **Candidates are advised to regularly check the website [www.cbseneet.nic.in](http://www.cbseneet.nic.in) for any further updates or information.**

**2 PATTERN OF NEET**

- (a) **Pattern of the Entrance Test:-**  
The Entrance Test shall consist of one paper containing 180 objective type questions (four options with single correct answer) from **Physics, Chemistry and Biology (Botany & Zoology)** to be answered on the specially designed machine-gradable sheet using Ball Point Pen provided by CBSE at examination centre only.
- (b) **The duration of test would be 03 hours.**

- (c) **Language of the Question Papers:-**
- (i) Candidates can opt for Question Paper in either of the following languages (As per letter nos. V.11025/35/2012-MEP(Pt.) dated 08.12.2016 & 16.01.2017 received from MoH&FW)

HINDI	ENGLISH	GUJARATI	MARATHI	ORIYA
BENGALI	ASSAMESE	TELUGU	TAMIL	KANNADA

- (ii) Option of medium of Question Paper should be exercised while filling in the application form and the option once exercised by candidates cannot be changed later.
- (iii) **Candidates opting for English would be provided Test Booklet in English only.**
- (iv) **Candidates opting for Hindi would be provided Bilingual Test Booklet i.e. in Hindi and in English.**
- (v) **Candidates opting for vernacular languages would be provided Bilingual Test Booklet i.e. in selected language and in English.**
- (vi) In case of any ambiguity in translation of any of the questions, its English version shall be treated as final.
- (vii) **Option of Vernacular languages will only be available as per following details:-**

S.N.	Medium of Question Paper	Examination Centres
1.	English and Hindi Medium	All Examination Centre Cities
2.	English, Hindi & Assamese	Examination Centre Cities in Assam
3.	English, Hindi & Bengali	Examination Centre Cities in West Bengal
4.	English, Hindi & Gujarati	Examination Centre Cities in Gujarat, Daman, Dadra & Nagar Haveli
5.	English, Hindi & Marathi	Examination Centre Cities in Maharashtra
6.	English, Hindi & Tamil	Examination Centre Cities in Tamil Nadu
7.	English, Hindi & Telugu	Examination Centre Cities in Andhra Pradesh & Telangana
8.	English, Hindi & Oriya	Examination Centre Cities in Odisha
9.	English, Hindi & Kannada	Examination Centre Cities in Karnataka

- (d) **Candidates qualifying NEET would be eligible for All India Quota and other quotas under the State Governments/Institutes, irrespective of the medium in which the examination is taken by a candidate, subject to other eligibility criteria.** (As per letter no. V.11025/35/2012-MEP(Pt.) dated 08.12.2016 received from MoH&FW)

### 3 SYLLABUS FOR THE TEST:

The Question Papers for the test shall be based on a common syllabus notified by the Medical Council of India. Please see [Appendix – I](#) for details.

### 4 CENTRES CITIES FOR ENTRANCE TEST

- (a) List of cities where the NEET-UG-2017 will be conducted is given at [Appendix - II](#).
- (b) **In case, the number of candidates opting for a city as centre is less, Board reserves its discretion not to fix the centre in that City.**
- (c) All the Candidate i.e. Indian, Foreign, OCI, PIO and NRI should select **three Convenient City Codes** for the entrance Test from [Appendix-II](#).
- (d) Candidates must ensure that they should select the centre in their state of residence or in neighbouring city only and not in far away cities.
- (e) Though every effort will be made to allot a centre in one of the city selected by the candidate, yet the Board reserves its discretion to allot a centre other than the candidate's choice.
- (f) Allotment of centre is made by Computer and there is no human intervention. **Under no circumstances the choice of centre cities filled in the application form by the candidates and the allotted centre shall be changed by the Board.**



**1 Eligibility to appear in NEET-UG**

Eligibility for appearing in NEET-UG is as stipulated in Indian Medical Council Act-1956/Regulations as amended in 2016 and the Dentists Act-1948/Regulations as amended in 2016.

- (a) He/she has completed age of 17 years at the time of admission or will complete the age on or before 31st December of the year of his/her admission to the 1st year MBBS/BDS Course.
- (b) The upper age limit for NEET is 25 years as on the date of examination with relaxation of 5 years for candidates belonging to OBC/SC/ST category. (As per letter no. U.12023/16/2010- ME-II dated 17.01.2017 received from MoH&FW)

The Age criteria for appearing in NEET (UG), 2017 is as follows:

For Candidates of Unreserved Category (UR)	born on or between 08.05.1992 and 01.01.2001
For Candidates of SC/ST/OBC Category	born on or between 08.05.1987 and 01.01.2001

- (c) The number of attempts which a candidate can avail at NEET-UG examination shall be limited to 3 (three) uniformly to all the candidates. The candidates who have already appeared in AIPMT/NEET on three occasions are not allowed to take this examination. The candidates will be required to give an undertaking in this regard and submitting false undertaking may result in cancellation of the candidature and action in accordance with norms for handling UFM cases. (As per letter no. U.12023/16/2010- ME-II dated 17.01.2017 received from MoH&FW)
- (d) The previous attempts in AIPMT/NEET will be counted against these 3 permissible attempts. The candidates who have already exhausted their allowed 3 attempts are not eligible to apply for NEET (UG), 2017.
- (e) Indian Nationals, Non Resident Indians (NRIs), Overseas Citizen of India (OCIs), Persons of Indian Origin (PIOs) & Foreign Nationals are eligible to appear in NEET (UG)-2017. (As per letter no. U.12023/16/2010- ME-II dated 13.01.2016 received from MoH&FW)

**2 Eligibility for seats under the control of States/Universities/Institutions/ AFMC/Central pool Quota**

- (a) Indian Nationals, Non Resident Indians (NRIs), Overseas Citizen of India (OCIs), Persons of Indian Origin (PIOs) & Foreign Nationals are eligible for admission in Medical/Dental Colleges subject to rules and regulations framed by the respective State Governments, Institution and the Government of India.
- (b) Foreign nationals may confirm their eligibility from the concerned Medical/Dentals college/state.

**3 Eligibility for 15% All India Quota Seats**

- (a) Indian Nationals, Non Resident Indians (NRIs), Overseas Citizen of India (OCIs), Persons of Indian Origin (PIOs) & Foreign Nationals are eligible for 15% All India Quota Seats.
- (b) **Candidates from Andhra Pradesh, Telangana and J & K**
  - (i) Students from the States of Andhra Pradesh, Telangana and J & K are **NOT ELIGIBLE for 15% all India quota** seats as these States had opted out of All India Scheme since its inception. If they claim eligibility, they must submit online Self Declaration which will be generated and printed automatically along with confirmation page for the record and to present during counselling. The draft self-declaration is given in **Appendix – III**.
  - (ii) The online Self Declaration of the candidates will be verified at the time of counselling and if found to be false at any time, the candidature/admission of such candidates shall be cancelled and criminal proceedings may be initiated against them.
  - (iii) Candidates from the States of Andhra Pradesh, Telangana and J & K can appear in NEET (UG) for admission to Private Medical/Dental Colleges or any Private/Deemed University and Armed Forces Medical College (AFMC), Pune subject to the fulfilment of eligibility conditions.

#### 4 Qualifications and Qualifying Examination Codes

##### CODE : 01

A candidate who is appearing in the qualifying examination, i.e., 12<sup>th</sup> Standard in 2017, whose result is awaited, may apply and take up the said test but he/she shall not be eligible for admission to the MBBS or BDS, if he/she does not pass the qualifying examination with the required pass percentage of marks at the time of first round of Counselling.

OR

##### CODE : 02

The Higher/Senior Secondary Examination or the Indian School Certificate Examination which is equivalent to 10+2 Higher/Senior Secondary Examination after a period of 12 years study, the last two years of such study comprising of Physics, Chemistry, Biology/Bio-technology (which shall include practical tests in these subjects) and Mathematics or any other elective subject with English at a level not less than the core course for English as prescribed by the National Council of Educational Research and Training after introduction of the 10+2+3 educational structure as recommended by the National Committee on Education.

**NOTE: where the course content is not as prescribed for 10+2 education structure of the National Committee, the candidates will have to undergo a period of one year pre - professional training before admission to the Medical Colleges.**

OR

##### CODE : 03

The Intermediate/Pre-degree Examination in Science of an Indian University/Board or other recognised examining body with Physics, Chemistry, Biology /Bio-technology (which shall include practical test in these subjects) and also English as a compulsory subject.

OR

##### CODE : 04

The Pre-professional/Pre-medical Examination with Physics, Chemistry, Biology/Bio-technology & English after passing either the Higher Secondary Examination or the Pre-University or an equivalent examination. The Pre-professional/Pre-medical examination shall include practical test in these subjects and also English as a compulsory subject.

OR

##### CODE : 05

The first year of the three years' degree course of a recognised University with Physics, Chemistry and Biology/Bio-technology including practical tests in these subjects provided the examination is a University Examination and candidate has passed the earlier qualifying examination with Physics, Chemistry, Biology/ Bio-technology with English at a level not less than a core course.

OR

##### CODE : 06

B.Sc. Examination of an Indian University provided that he/she has passed the B.Sc. Examination with not less than two of the subjects Physics, Chemistry, Biology (Botany, Zoology)/Bio-technology and further that he/ she has passed the earlier qualifying examination with Physics, Chemistry, Biology and English.

OR

##### CODE : 07

Any other examination which in scope and standard (Last 02 years of 10+2 Study comprising of Physics, Chemistry and Biology/Bio-technology; Which shall include practical test in these subjects) is found to be equivalent to the Intermediate Science Examination of an Indian University/Board, taking Physics, Chemistry and Biology/Bio-technology including practical tests in each of these subjects and English.

Provided that to be eligible for competitive entrance examination, candidate must have passed any of the qualifying examinations as enumerated above or appearing in the qualifying examination in 2017. Provided also that to be eligible for competitive Entrance Test the candidate must have passed in the subjects of Physics, Chemistry, Biology/Bio-technology and English individually and must have obtained a minimum of 50% marks taken together in Physics, Chemistry and Biology/Bio-technology at the qualifying examination as mentioned in clause (2) of regulation 4 on Graduate Medical Education 1997 and in addition must have come in the merit list of NATIONAL ELIGIBILITY ENTRANCE TEST (UG) – 2017 for admission to MBBS/BDS courses.

In respect of the candidates belonging to Scheduled Castes, Scheduled Tribes or Other Backward Classes, the marks obtained in Physics, Chemistry and Biology/Bio-technology taken together in qualifying examination shall be 40% marks instead of 50% marks for General Candidates. Further, for persons with locomotor disability of lower limbs, minimum of 45% marks for Gen-PH and 40% marks for SC-PH/ST-PH/OBC-PH are required.

Provided further that the students educated abroad seeking admission into medical colleges in India must have passed in the subjects of Physics, Chemistry, Biology/Bio-technology and English up to the 12<sup>th</sup> standard level with 50% marks and their equivalency determined as per regulations of the Medical Council of India and the concerned University. If a candidate does not fall within the qualifications prescribed as per Code number 01-07

he/she should furnish complete details to determine eligibility.

**Note:**

- The Pre-medical course may be conducted either at a Medical College or at a Science College.
- Marks obtained in Mathematics are not to be considered for admission to MBBS/BDS Courses.
- The candidates who have studied from the Foreign/International Board may ensure that the qualifying examination passed by them should, in scope and standard, be as explained in .

#### 4 ADMISSION AND RESERVATION

An All India merit list of the qualified candidates shall be prepared on the basis of the marks obtained in the NATIONAL ELIGIBILITY CUM ENTRANCE TEST (UG) and candidates shall be admitted to MBBS/BDS courses from the said list only by following the already existing reservation policy.

CBSE will provide All India Rank. Admitting Authorities will invite applications for counselling and merit list shall be drawn based on All India Rank by the Admitting Authorities.

Admission to MBBS/BDS Courses within the respective categories shall be based solely on marks obtained in the National Eligibility Cum Entrance Test.

(a) **RESERVATION OF SEATS IN GOVERNMENT MEDICAL COLLEGES UNDER 15% ALL INDIA QUOTA:**

(i) 15% seats are reserved for SC candidates,

(ii) 7.5% seats are reserved for ST candidates,

(iii) 27% seats as per Central Act are reserved for **non-creamy layer OBC** candidates only in Central Educational Institutions. Reservation would be applicable to the castes mentioned in the Central list of OBC. Thus, the candidates falling in this list may mention OBC-NCL in the Category Column in application form. **Candidates from creamy layer and those who do not come under Central List of OBC are advised to mention their category as Unreserved (UR).**

(iv) Differently abled candidates as per MCI guidelines are:

PH-1: Candidates with locomotor disability of lower limbs from 50% to 70%

PH-2: Candidates with locomotor disability of lower limbs from 40% to less than 50%

3% seats are reserved on horizontal basis for Physically Handicapped candidates (only for locomotor disabilities of lower limbs between 50% to 70%, provided that in case any seat in this 3% quota remains unfilled on account of unavailability of candidates with locomotor disability of lower limbs between 50% to 70% then any such unfilled seat in this 3% quota shall be filled up by persons with locomotor disability of lower limbs between 40% to 50% before they are included in the seats of respective category, as per Certificate of Locomotor Disability) in 15% All India UG quota seat. Detailed information in this regard is available on the **website of Medical Counselling Committee – [www.mcc.nic.in](http://www.mcc.nic.in) and on** website of the Ministry of Health and Family Welfare – [www.mohfw.nic.in](http://www.mohfw.nic.in) Candidates who considered themselves eligible for this category are advised to ensure their eligibility by getting themselves examined at any Government Medical College/District Hospital/Government Hospital. However, candidates may kindly note that in case of selection under PH category, they will be required to produce Disability Certificate from one of the disability assessment boards, constituted at the four metro cities, mentioned below, before their scheduled date of counselling:

a) **Vardhman Mahavir Medical College and Safdarjung Hospital**, Ansari Nagar, Ring Road, New Delhi-110029 (Tel No.011-26190763 & 26163072)

b) **All India Institute of Physical Medicine and Rehabilitation**, Hazi Ali Park, K. Khadya Marg, Mahalaxmi, Mumbai-400034 (Tel No.022-23544341)

c) **Institute of Post Graduate Medical Education & Research**, 244, Acharya J.C. Bose Marg, Kolkata-20 (Tel No.033-22235181)

d) **Madras Medical College**, Park Town, Chennai-600003 (Tel No.044-25305301)

(v) Reservation will be made as per 2200 point reservation roster. The mode of implementation of reservation will be available on DGHS website-[www.mohfw.nic.in](http://www.mohfw.nic.in).

(b) **ADMISSION IN STATE MEDICAL COLLEGES/UNIVERSITIES/INSTITUTIONS/AFMC/PRIVATE MEDICAL COLLEGES FOR SEATS OTHER THAN 15% ALL INDIA QUOTA.**

- (i) Admission under State Quota Seats shall be subject to reservation policy and eligibility criteria prevailing in the State/Union Territory as notified by the respective State/Union Territory from time to time.
- (ii) The reservation of the seats in medical colleges for respective categories shall be as per applicable laws prevailing in State/Union Territory concerned.
- (iii) Admission to MBBS/BDS Courses in Private Medical Colleges shall be subject to policies of the Government of India/State/Union Territory.
- (iv) Admission to **AFMC, Pune** shall be subject to the norms prescribed by the Directorate General of Armed Forces Medical Services, Ministry of Defence and Government of India. Candidates who apply for NEET (UG) –2017 and also seeking admission in AFMC will also have to apply to AFMC on [www.afmc.nic.in](http://www.afmc.nic.in) / [www.afmcdg1d.gov.in](http://www.afmcdg1d.gov.in). The short listed candidates will be required to appear for a second stage Screening Test conducted by AFMC. Candidates are advised to contact AFMC for further and exact details.



## MODE OF SUBMISSION OF APPLICATION FORM AND PAYMENT OF FEE

### 1 PREPARATION FOR FILLING UP OF APPLICATION FORM:

A candidate can apply for the NEET(UG) **only on-line** by logging on to [www.cbseneet.nic.in](http://www.cbseneet.nic.in).

**Before submission of application form, make the following preparations:**

- The information desired to be filled in the online application such as names of Father/Mother and Candidate with correct spellings, Aadhaar Number/ Aadhaar Enrolment Number/Registration Number Issued by CBSE Facilitation Number/ Passport number/Ration Card Number/bank Account Number/ Other valid Govt. Identity card Number, Date of Birth, Address, Mobile Number, E-mail ID, etc. may be kept ready. For more details about the information to be filled in, candidates may go to link “Replica of application- 2017” on the website.
- The candidates have to provide the Aadhaar/Identity details as given below:

Category of Candidates	Types of permissible Ids
Indian Nationals of all states	Aadhaar Card No., Aadhaar Enrolment No. or Registration No. issued by Facilitation Centre.
Indian Nationals belonging to Andhra Pradesh, Telangana or Jammu & Kashmir	Aadhaar Card No., Aadhaar Enrolment No., Registration No. issued by Facilitation Centre, Ration Card No., Bank Account No., Passport No. or No. of any Other Identity Card issued by Government.
NRIs	Passport No.
Foreigners/OCI/PIO	Passport No.

- Candidate should have scanned images of his latest Photograph (**size of 10 Kb to 100 Kb**) and Signature (**size of 3 Kb to 20 Kb**) in JPG format only, for uploading as part of submission of online application.
- **Decide the mode of payment of fee,**
  - ❖ Through any Debit/Credit Card using on-line gateway payment facility or
  - ❖ Net Banking/UPI
  - ❖ e-wallet of various service providers
- (a) If decided to pay fee through Debit/Credit Card, check the validity of the Card and keep it ready while logging on to website for submitting application form.
- (c) If decided to pay fee through Net Banking/UPI, follow the instructions as communicated during the online processing.
- (d) If decided to pay the fee through e-wallet, follow the instructions as communicated during the online processing.
- (e) Keep the statement of bank/Net Banking transaction receipt/e-wallet receipt bearing Application Registration Number for future reference.
- (f) Print the Confirmation Page (Step-4) of online application after submission Step-3 in case of debit/credit card/ Net Banking/UPI/e-wallet.
- (g) Failure to complete Step-2 of Online Application and further payment of fee as per Step-3, final Submission of Online Application will remain incomplete and unsuccessful in all modes of payment of fee.
- (h) **Generation of confirmation page confirms the correctness and final submission of application form. If confirmation page has not been generated, this means that application has not submitted successfully.**

## 2 Method of Submission of Application Form

- Log on to website [www.cbseneet.nic.in](http://www.cbseneet.nic.in)
- Download the **Information Bulletin** and **Replica of Application – 2017** and read it carefully to understand eligibility criteria and other requirements for submission of application online.
- Go to the link “Apply On-line” and open the same.
- Read the instructions and procedure for on-line submission of Application Form carefully. At the end of this page, following four links to apply online are given:
  - (a) Fill in the on-line application form Step-1 and note down the registration number.
  - (b) Upload images of photograph and signature in JPEG format at Step-2 of the application.
  - (c) Make payment of fee as per available options in Step-3.
  - (d) Take print out of Confirmation page(s) at Step-4 of online application form and preserve it for future reference along with copy of proof of fee deposited.
- Open the link “**Proceed to apply online NEET (UG)-2017**”.
- Follow the instructions and complete the process of submission of application form.
- Kindly follow the instructions carefully and submit the information. At the end of this page, two links “Next and Preview” and “Reset” are given. If you are satisfied that filled in information is correct then Click “Next and Preview” otherwise “Reset”. After opening “Next”, information submitted can be checked and if information is correct, go for “Submit” otherwise go for “Back”.
- After this step the Provisional Registration Number of the candidate will be generated and displayed on screen. The Provisional Registration Number will also be sent on the registered E-mail Id and mobile phone of the candidate.
- At this stage the candidate will be given an option to continue filling-up his application by clicking on the link “Continue” or completing the form “Later”. If “Later” is selected the candidate can log-in in his account at any time before the last date and complete his application form.
- By Clicking on the “continue” the candidate may submit the required information and complete the step-1 of application form. At any time during this step the candidates may keep on saving the data filled in the application form. At the end of this step the candidates may preview the data filled up by them before finally submitting the form.
- After submission of data at Step -1, programme will automatically take you to second link for uploading of photograph and signature.
- After uploading of photograph and signature, programme will automatically take you to step-3 for payment of fee.
- Follow the instructions and remit the fee. After successful remittance of fee, programme will take you to step-4 to take print out of Confirmation Page.
- Follow the instructions to take the print out of Confirmation Page. Please keep the confirmation page and proof of payment of fee safely for any future reference.
- **All the four links for online submission of application form, uploading of photograph and signature, payment of fee and to take print out of confirmation page can also be used separately/individually.**
- Facility of submission of application form, uploading of photograph and signature, payment of fee and printing of the Computer Generated Confirmation Page will be de-activated as per given schedule. Hence, candidates are required to complete the process within the prescribed duration only.
- A copy of the confirmation page and self-declaration/undertaking as the case may be, will be emailed on the registered email id of the candidate for future reference after successful submission.
- **Candidature of the candidates will not be accepted if fee is not paid even after the successful submission of application form and issue of registration number.**
- Candidates are well versed with the technology of online submission of application form and without any help they are capable in submission of application form online. In case, any candidate is having any problem, such candidate may visit any of the Common Services Centres for submission of application form and payment of fee. The common services centres have been setup as per a scheme of the Department of Electronics and Information Technology, Government of India. The details of the common services centre are given on the website [www.cbseneet.nic.in](http://www.cbseneet.nic.in) and also in [Chapter-12](#).

### 3 INSTRUCTIONS FOR COMPLETING ON-LINE APPLICATION FORM

- (a) The candidate, before submitting the application form online, shall satisfy his/her eligibility to appear in the test. The candidate is required to go through the Information Bulletin carefully and acquaint himself/herself with all requirements with regard to the submission of the Application Form.
- (b) The Candidate should fill his/her complete postal address with the pin code and e-mail address (own or parents only) for future correspondence.
- (c) Candidate must ensure that mobile numbers, e-mail ID filled in the online Application form are his/her own as Board will make communications by SMS or e-mail on given mobile number and e-mail ID only.
- (d) It will be the responsibility of the candidate to ensure that filled-in postal and contact details in the Application Form are correct. Candidates must also ensure that address and contact details given by them be such at which candidate may be able to get the communication till the counselling is over.
- (e) Candidate should not give the postal address, contact number and e-mail ID of Coaching Centres in their Online Application Form.
- (f) Candidates should fill Code Number against the column provided for Qualifying Examination passed. If a candidate does not fall within the qualifications prescribed as per Code numbers 02 to 07, he/she should furnish complete details and fill up qualifying examination Code as 01.
- (g) Candidates appearing in 12<sup>th</sup> Standard in 2017 should fill up qualifying code as 01.
- (h) The Application Form other than online mode would not be accepted, in any case.
- (i) **The Candidates are not required to send the confirmation page of his/her Online Application form to the Board. However he/she is advised to preserve sufficient copies of the Confirmation Page along with the proof of fee paid for any future reference.**
- (j) Candidates from Andhra Pradesh, Telangana and J & K are required to submit online Self Declaration as indicated in [para - 3\(b\) of Chapter-3](#) for seats under 15% All India Quota. **Appendix-III.**
- (k) Request for change in any particulars in the online Application shall not be entertained under any circumstances.
- (l) Incomplete Applications shall be rejected.
- (m) Candidates are advised to submit only one Application Form. If a candidate submits more than one Application Form, his/her candidature will be cancelled.
- (n) The candidates should bear in mind that any **online transaction password** generated on the NEET website while registering/submitting the form will be valid for **15 minutes only**. After the lapse of this period, candidates need to click on the link “RESEND” OTP to generate new OTP.

### 4 FEE DETAILS AND LAST DATE FOR SUBMISSION OF APPLICATION FORM

Schedule for on-line submission of application	31.01.2017 (Tuesday) to 01.03.2017 (Wednesday)
Last date for successful final transaction of fee	01.03.2017 (Wednesday)
Date of uploading of Admit Cards on website	15.04.2017
Date of Examination, NEET (UG) - 2017	07.05.2017 (Sunday)
Declaration of Result	08.06.2017 (Thursday)
<b>FEE DETAILS</b>	
<b>FOR GENERAL/OBC</b>	<b>FOR SC/ST/PH</b>
Rs.1400/- (INR)	Rs.750/- (INR)

#### NOTE:

- In addition to examination fee, service/processing charges will also be paid by the candidate for online payment of fee through Debit/Credit Card/UPI/Net Banking/e-wallet along with Service Tax as applicable by the respective banks. Details of the same are available on Board's website.
- The candidates must note that after submission of the application form it cannot be withdrawn. Claims for refund of application fee will not be entertained.

## 5 PARTICULARS TO BE FILLED IN THE ONLINE APPLICATION FORM

- Candidate should fill particulars by selecting the following in the online application Form:

Name	as per Aadhaar card
Date of Birth	as per Aadhaar card
Gender	as per Aadhaar card
Mother's Name	as given in High School Certificate
Father's name	as given in High School Certificate

- Nationality
- Self Declaration **Appendix-III**
- Category
- Aadhaar Number/Aadhaar Enrolment no./Registration No. issued by Facilitation Centre/Passport no./Ration Card No./Bank Account No./Any other valid Govt. Id. No.
- District of Birth
- Father's/Guardian's/Mother's Occupation **Appendix-VI**
- Father's/Guardian's/Mother's Educational Qualifications **Appendix-VI**
- Father's/Guardian's/Mother's total annual Income **Appendix-VI**
- Question Paper Language
- Are you the only child of your parents  
*(If you are the only child of your parents and there are no other siblings, then write 1 in this column otherwise write 2 in the column)*
- Year of Class XII/Equivalent passed/appearing
- Percentage of marks/Grade in class X/ Equivalent & XII/ Equivalent
- Type of Institution of class XII/ Equivalent
- Belonging to Rural/Urban area
- State to which the applicant belongs see **Appendix-V**
- Qualifying examination code (Refer para – 3 of Chapter-3)
- School Education Board see **Appendix-VII**
- Choice of Examination Centre see **Appendix-II**

## 6 Date of Birth

Enter the date, month and year of birth as per English calendar as per the date of birth entry in Aadhaar data.

## 7 Photograph and signatures:

Candidates are advised to use following photographs:

- Passport size photographs with white background indicating clearly the name of candidate along with the date of taking the photograph to be used for uploading on online Application and for Counselling/Admission



- One post card size (4"x6") photograph affixed on proforma which will be collected from candidates by Centre Superintendent at Centre during NEET (UG)-2017 Examination. The photograph must be taken on or after 01.01.2017 indicating clearly the name of candidate along with the date of taking the photograph as shown below. Photograph should not have cap or goggles.



- Spectacles are allowed if being used regularly. POLAROID and COMPUTER generated photos are not acceptable. Applications not complying with these instructions or without clear photographs are liable to be rejected. Candidates may please note that if it is found that photograph affixed is fabricated i.e. de-shaped or seems to be manipulated or digitally edited, the form of the candidate will be rejected and the same would be considered as using unfair means practices and candidate would accordingly be dealt with as per the rules of unfair means.

The candidates are required to upload their signature in the appropriate box given in the online Application Form in running hand writing. Writing full name in the Box in Capital letters would not be accepted as signature and the Application Form would liable to be rejected.

Ensure that photograph and signature are uploaded in the respective fields.

The candidates are required to upload their photograph as shown above. The system will allow uploading of photograph with one face only by using the technique of face-detection.

**It is mandatory for the candidate to bring his/her postcard size (4"x6") photograph** indicating clearly the name of candidate along with the date of taking the photograph **duly pasted on the given format during the conduct of NEET Examination.** Photograph should have white background only. On the reverse side of the photograph, candidate must mention his/her name, Application Form number, roll number of Examination. This photograph will be collected by the Invigilator concerned after matching the photograph with the candidate appearing in the Examination.

In addition to (d) above, it is mandatory for the candidate to bring **one additional passport size photograph** indicating clearly the name of candidate along with the date of taking the photograph for affixing it on the specific space in the attendance sheet.

## 8 Information regarding online Application and Fee

Information related to candidature will be available in the candidate's login account. If confirmation page is not shown in login account, candidates are advised to immediately complete Step-3 of online Application and get the printout of confirmation page (Step-4) to complete the process within the prescribed last date of transaction of fee.

## 9 Admit Card

The CBSE will provide the facility of downloading Admit Cards of NEET (UG) on the Board's website along with a format for affixing of Postcard size photograph. Candidates are required to download the admit cards from the website and follow the instructions given therein. Candidate may please note that **admit cards will not be sent by the post**. When candidate will download the Admit Card, a copy of the same in pdf format will also be emailed to the candidate on the registered email id.

The Admit Card will bear the candidate's Roll Number, Name, Father's Name, Category, Sub-Category, Photograph, Signature, Date of Birth, Language of Question Paper with Name and Address of examination centre allotted. The candidate should carefully examine the Admit Card downloaded by him/her for all the entries made therein.

## 10 REQUIREMENT OF AADHAR

- (a) The use of Aadhaar for the candidates of NEET (UG)-2017 will result in accuracy of the candidates' details. This will also help in ascertaining identities of the candidates at the examination centres in a convenient and hassle free manner. Aadhaar obviates the need for producing multiple documents to prove one's identity.
- (b) The provisions of the Aadhaar Act and Regulations under the Act have come into effect from 14th September 2016 and notifications to this effect have been published in the Official Gazette. Section 57 of the Aadhaar Act 2016 permits the use of Aadhaar number for establishing the identity of an individual for any purpose pursuant to any law or any contract to this effect.
- (c) Accordingly, CBSE has decided to use Aadhaar for the candidates of NEET (UG)-2017, and hereby notifies the following:
  1. Candidates, who are in possession of Aadhaar, shall enter Aadhaar number, name, date of birth & gender in online application for NEET (UG)-2017 for the purpose of his/her identity and authentication thereof.
  2. Candidates not yet enrolled for Aadhaar, are hereby required to make application for Aadhaar enrolment in case he/she is entitled to obtain Aadhaar as per section 3 of Aadhaar Act. Such applicant may visit any Aadhaar enrolment centre (list available at [www.uidai.gov.in](http://www.uidai.gov.in)) to get enrolled for Aadhaar.
  3. In order to facilitate such candidates who are not having Aadhaar, the CBSE has specially set up facilitation centres in each city of examination for the purpose of Aadhaar enrolment. The candidates can approach such facilitation centres who will not charge any amount from any applicant for Aadhaar enrolment. The list of the facilitation centre is available on [www.cbse.net](http://www.cbse.net). These candidates who have enrolled for Aadhaar and have not received Aadhaar should enter 14 digits Aadhaar Enrolment ID (including slash) printed on the Aadhaar enrolment slip at the time of filling online application form for NEET (UG)-2017.
  4. In case Aadhaar enrolment facility is not available at the facilitation centres, the candidates should submit a request for Aadhaar enrolment. The facilitation centre will issue a registration number to such candidates. This registration number should be entered by the candidates at the time of filling online application form for NEET (UG)-2017.
- (d) The above provisions shall be applicable in all states except J&K, Assam & Meghalaya.
- (e) The candidates who have passed or appearing in Class XII examination from the states of J&K, Assam & Meghalaya (if not having Aadhaar Card) need to enter the passport number, ration card number, bank account number or any other valid Govt. identity number provided **they should select the city of examination in these states only**.
- (f) NRI candidates if not have Aadhaar need to enter the passport number.
- (g) Foreign Nationals, Overseas Citizen of India (OCI's) and Persons of Indian Origin (PIO's) need to enter the passport number.

## INSTRUCTIONS TO BE FOLLOWED IN THE EXAMINATION HALL

### 1 General

- (a) The Examination Centre will be opened 2 hours and 30 minutes before the commencement of the test. No candidate shall be allowed to enter in the examination centre after 09.30 a.m. Therefore, kindly ensure that candidates must leave home well in advance considering all facts like traffic, location of the centre and weather conditions, etc. Candidates are expected to take their seats immediately after the opening of the Examination Hall.
- (b) The candidate must show, on demand, the Admit Card for admission in the Examination Hall. A candidate who does not possess the valid Admit Card shall not be admitted to the Examination Hall under any circumstances by the Centre Superintendent.
- (c) The Candidate should report with downloaded admit card and with proforma which is an attachment of Admit Card with Post Card Size Photograph duly affixed on it, at the allotted Examination Centre.
- (d) During the examination time, the invigilator will check Admit Card of the candidates to satisfy himself/herself about the identity of each candidate. The invigilator will also put his/her signatures in the place provided in the Answer Sheet on SIDE-1.
- (e) A seat with a roll number will be allotted to each candidate. Candidates must find out and occupy their allotted seats. If a candidate is found appearing in the Test from a seat or room other than the allotted one to him/her, his/her candidature shall be cancelled.
- (f) **A candidate who comes after 09.30 am shall not be permitted to enter in the examination centre.**
- (g) Candidates are not allowed to carry any material except the Admit Card and photographs inside the Examination Hall.
- (h) Candidates are not allowed to bring any barred item or any item which could be used in unfair means. Possession of any such article with the candidates inside the centre premises will attract the penalties of unfair practices.
- (i) **Candidates are advised in their own interest not to bring any of the barred items (Chapter-11) to the venue of the examination as arrangement for safe keeping will not be made and candidates found in possession of these items will not be allowed entry in the examination centre.**
- (j) No candidate will leave his/her seat or the Examination Room/Hall until the Test concludes as per schedule. Candidates should not leave the Room/Hall without handing over their Answer Sheets to the invigilator on duty.
- (k) Smoking in the examination centre is strictly prohibited.
- (l) Water Bottles, Tea, coffee, cold drinks or snacks etc. are not allowed to be taken by the candidates into the examination centre.
- (m) The Test will start exactly at the time mentioned in the Admit Card and an announcement to this effect will be made by the invigilator.
- (n) Before the start of test, some important instructions will be communicated to the candidates by the invigilator for strict compliance by the candidates.
- (o) **A signal will be given at the beginning of the examination and at half-time. A signal will also be given before the closing time when the candidate must stop marking the responses.**
- (p) The candidate must sign twice on the Attendance Sheet at the appropriate place, first time immediately after the commencement of examination and second time while handing over the Answer Sheet to the invigilator. The candidates are also required to put their Finger Impressions in the space provided on the Attendance Sheet.
- (q) The candidate will check and ensure that the Test-Booklet contain as many number of pages as are written on the top of the cover page.
- (r) **For those who are unable to appear on the scheduled date of test for any reason, re-test shall not be held by the Board under any circumstances.**

## 2 The Test-Booklet

- (a) Fifteen minutes before the commencement of the test every candidate will be given a sealed Test Booklet.
- (b) Immediately on receipt of the Test Booklet the candidates will fill in the required particulars on the cover page of the Test Booklet with Ball Point Pen provided at the Centre. Candidates will not open the Test Booklet until asked to do so by the invigilator.
- (c) Five minutes before the commencement of the Test, the Candidate will be instructed to break/ open the seal of the Test Booklet. Candidate will take out the Answer Sheet carefully. The Candidate should check carefully that the Test Booklet Code printed on Side-2 of the Answer Sheet is the same as printed on Test Booklet. In case of discrepancy, the candidate should immediately report the matter to the invigilator for replacement of both the Test Booklet and the Answer Sheet.
- (d) Candidate will then write particulars with ball point pen on both the sides. After completing this step the candidate will wait for the signal by the Invigilator to start the test.
- (e) After completing the Test and before handing over the Answer Sheet, the candidate should check again that all the particulars required in the Answer Sheet have been correctly written and marked.
- (f) Candidates should ensure before leaving the Examination Hall that they have handed over the Answer Sheet to the invigilators on duty and that they have **signed on the Attendance Sheet second time also**.

## 3 The Answer Sheet

- (a) The Answer Sheet will be found placed inside the sealed Test Booklet. The seal will be broken/ opened by the candidate on the announcement by the invigilator and only then the Answer Sheet shall be taken out. **Do not open/break the seal before the announcement.**
- (b) Side-2 of each Answer Sheet will have a pre-printed Test Booklet Code A, B, C and D etc. **The candidates are required to check that the Test Booklet Code pre-printed on SIDE-2 of the Answer Sheet is the same as printed on the Test Booklet.**
- (c) The format of the Answer Sheet which will be used for answering questions is given in **Appendix-VIII**. Candidates are advised to go through it and be conversant with the requirements of giving particulars and marking the answers.
- (d) The Answer Sheet used will be of special type which will be scanned on Optical Scanner. There will be two sides of the Answer Sheet:

### Side 1

This side of the Answer Sheet contains the following columns which are to be filled in neatly and accurately by the candidate with Blue/Black ball point pen provided at the Centre. **Use of pencil on OMR sheet is not allowed. OMR sheet filled in with pencil would be summarily rejected for evaluation.**

- (i) Roll Number
- (ii) Name of the candidate
- (iii) Father's Name
- (iv) Centre Number
- (v) Name of the Examination Centre
- (vi) Signature of the candidate

### Side 2

This side of the Answer Sheet contains the following columns which are also to be filled in by the candidate with **Blue/Black Ball Point Pen provided by Centre:**

- (i) Roll Number
- (ii) Centre Number
- (iii) Test Booklet Number
- (i) Test Booklet Code
- (v) Question 001 to 180

Each column corresponds to the serial number of question given in the Test Booklet. With each column there are four circles which correspond to the four alternative responses, one of which is correct or most appropriate.

### WRITING OF PARTICULARS ON SIDE-1 AND SIDE-2 AND RESPONSES ON SIDE-2

- (a) Roll Number - Write and mark your Roll Number as per specimen **Answer Sheet**. For example **Roll No. 1252735**
- (b) Centre Number - Write and mark your Centre No. as per specimen Answer Sheet. For example **Centre No. 1126**.
- (c) Test Booklet No. - Write and mark your Test Booklet number as indicated on the Test Booklet as per specimen **Answer Sheet**.

For example Test Booklet No. 135364.

**Side 1**

**EXAMPLES - HOW TO FILL AND MARK ON SIDE -2 ( WITH BLUE/BLACK BALL POINT PEN ONLY )**

<p style="text-align: center;"><b>If your Roll No. is 1252735</b></p> <p style="text-align: center;">Roll No.</p> <table style="width: 100%; border: 1px solid black; text-align: center;"> <tr><td>1</td><td>1</td><td>2</td><td>5</td><td>2</td><td>7</td><td>3</td><td>5</td></tr> <tr><td>●</td><td>●</td><td>○</td><td>○</td><td>○</td><td>○</td><td>○</td><td>○</td></tr> <tr><td>○</td><td>○</td><td>○</td><td>○</td><td>○</td><td>○</td><td>○</td><td>○</td></tr> <tr><td>○</td><td>○</td><td>○</td><td>○</td><td>○</td><td>○</td><td>○</td><td>○</td></tr> <tr><td>○</td><td>○</td><td>○</td><td>○</td><td>○</td><td>○</td><td>○</td><td>○</td></tr> <tr><td>○</td><td>○</td><td>○</td><td>○</td><td>○</td><td>○</td><td>○</td><td>○</td></tr> <tr><td>○</td><td>○</td><td>○</td><td>○</td><td>○</td><td>○</td><td>○</td><td>○</td></tr> <tr><td>○</td><td>○</td><td>○</td><td>○</td><td>○</td><td>○</td><td>○</td><td>○</td></tr> <tr><td>○</td><td>○</td><td>○</td><td>○</td><td>○</td><td>○</td><td>○</td><td>○</td></tr> <tr><td>○</td><td>○</td><td>○</td><td>○</td><td>○</td><td>○</td><td>○</td><td>○</td></tr> <tr><td>○</td><td>○</td><td>○</td><td>○</td><td>○</td><td>○</td><td>○</td><td>○</td></tr> <tr><td>○</td><td>○</td><td>○</td><td>○</td><td>○</td><td>○</td><td>○</td><td>○</td></tr> <tr><td>○</td><td>○</td><td>○</td><td>○</td><td>○</td><td>○</td><td>○</td><td>○</td></tr> <tr><td>○</td><td>○</td><td>○</td><td>○</td><td>○</td><td>○</td><td>○</td><td>○</td></tr> <tr><td>○</td><td>○</td><td>○</td><td>○</td><td>○</td><td>○</td><td>○</td><td>○</td></tr> <tr><td>○</td><td>○</td><td>○</td><td>○</td><td>○</td><td>○</td><td>○</td><td>○</td></tr> <tr><td>○</td><td>○</td><td>○</td><td>○</td><td>○</td><td>○</td><td>○</td><td>○</td></tr> <tr><td>○</td><td>○</td><td>○</td><td>○</td><td>○</td><td>○</td><td>○</td><td>○</td></tr> <tr><td>○</td><td>○</td><td>○</td><td>○</td><td>○</td><td>○</td><td>○</td><td>○</td></tr> </table>	1	1	2	5	2	7	3	5	●	●	○	○	○	○	○	○	○	○	○	○	○	○	○	○	○	○	○	○	○	○	○	○	○	○	○	○	○	○	○	○	○	○	○	○	○	○	○	○	○	○	○	○	○	○	○	○	○	○	○	○	○	○	○	○	○	○	○	○	○	○	○	○	○	○	○	○	○	○	○	○	○	○	○	○	○	○	○	○	○	○	○	○	○	○	○	○	○	○	○	○	○	○	○	○	○	○	○	○	○	○	○	○	○	○	○	○	○	○	○	○	○	○	○	○	○	○	○	○	○	○	○	○	○	○	○	○	○	○	○	○	○	○	○	○	○	○	○	○	○	○	○	○	<p style="text-align: center;"><b>If your Centre No. is 1126</b></p> <p style="text-align: center;">Centre No.</p> <table style="width: 100%; border: 1px solid black; text-align: center;"> <tr><td>1</td><td>1</td><td>2</td><td>6</td></tr> <tr><td>○</td><td>○</td><td>○</td><td>○</td></tr> <tr><td>○</td><td>○</td><td>○</td><td>○</td></tr> <tr><td>○</td><td>○</td><td>○</td><td>○</td></tr> <tr><td>○</td><td>○</td><td>○</td><td>○</td></tr> <tr><td>○</td><td>○</td><td>○</td><td>○</td></tr> <tr><td>○</td><td>○</td><td>○</td><td>○</td></tr> <tr><td>○</td><td>○</td><td>○</td><td>○</td></tr> <tr><td>○</td><td>○</td><td>○</td><td>○</td></tr> <tr><td>○</td><td>○</td><td>○</td><td>○</td></tr> <tr><td>○</td><td>○</td><td>○</td><td>○</td></tr> <tr><td>○</td><td>○</td><td>○</td><td>○</td></tr> <tr><td>○</td><td>○</td><td>○</td><td>○</td></tr> <tr><td>○</td><td>○</td><td>○</td><td>○</td></tr> <tr><td>○</td><td>○</td><td>○</td><td>○</td></tr> <tr><td>○</td><td>○</td><td>○</td><td>○</td></tr> <tr><td>○</td><td>○</td><td>○</td><td>○</td></tr> <tr><td>○</td><td>○</td><td>○</td><td>○</td></tr> <tr><td>○</td><td>○</td><td>○</td><td>○</td></tr> <tr><td>○</td><td>○</td><td>○</td><td>○</td></tr> </table>	1	1	2	6	○	○	○	○	○	○	○	○	○	○	○	○	○	○	○	○	○	○	○	○	○	○	○	○	○	○	○	○	○	○	○	○	○	○	○	○	○	○	○	○	○	○	○	○	○	○	○	○	○	○	○	○	○	○	○	○	○	○	○	○	○	○	○	○	○	○	○	○	○	○	○	○	○	○	○	○	<p style="text-align: center;"><b>If your Test Booklet No. is 135364</b></p> <p style="text-align: center;">Test Booklet No.</p> <table style="width: 100%; border: 1px solid black; text-align: center;"> <tr><td>1</td><td>3</td><td>5</td><td>3</td><td>6</td><td>4</td></tr> <tr><td>○</td><td>○</td><td>○</td><td>○</td><td>○</td><td>○</td></tr> <tr><td>○</td><td>○</td><td>○</td><td>○</td><td>○</td><td>○</td></tr> <tr><td>○</td><td>○</td><td>○</td><td>○</td><td>○</td><td>○</td></tr> <tr><td>○</td><td>○</td><td>○</td><td>○</td><td>○</td><td>○</td></tr> <tr><td>○</td><td>○</td><td>○</td><td>○</td><td>○</td><td>○</td></tr> <tr><td>○</td><td>○</td><td>○</td><td>○</td><td>○</td><td>○</td></tr> <tr><td>○</td><td>○</td><td>○</td><td>○</td><td>○</td><td>○</td></tr> <tr><td>○</td><td>○</td><td>○</td><td>○</td><td>○</td><td>○</td></tr> <tr><td>○</td><td>○</td><td>○</td><td>○</td><td>○</td><td>○</td></tr> <tr><td>○</td><td>○</td><td>○</td><td>○</td><td>○</td><td>○</td></tr> <tr><td>○</td><td>○</td><td>○</td><td>○</td><td>○</td><td>○</td></tr> <tr><td>○</td><td>○</td><td>○</td><td>○</td><td>○</td><td>○</td></tr> <tr><td>○</td><td>○</td><td>○</td><td>○</td><td>○</td><td>○</td></tr> <tr><td>○</td><td>○</td><td>○</td><td>○</td><td>○</td><td>○</td></tr> <tr><td>○</td><td>○</td><td>○</td><td>○</td><td>○</td><td>○</td></tr> <tr><td>○</td><td>○</td><td>○</td><td>○</td><td>○</td><td>○</td></tr> <tr><td>○</td><td>○</td><td>○</td><td>○</td><td>○</td><td>○</td></tr> <tr><td>○</td><td>○</td><td>○</td><td>○</td><td>○</td><td>○</td></tr> <tr><td>○</td><td>○</td><td>○</td><td>○</td><td>○</td><td>○</td></tr> </table>	1	3	5	3	6	4	○	○	○	○	○	○	○	○	○	○	○	○	○	○	○	○	○	○	○	○	○	○	○	○	○	○	○	○	○	○	○	○	○	○	○	○	○	○	○	○	○	○	○	○	○	○	○	○	○	○	○	○	○	○	○	○	○	○	○	○	○	○	○	○	○	○	○	○	○	○	○	○	○	○	○	○	○	○	○	○	○	○	○	○	○	○	○	○	○	○	○	○	○	○	○	○	○	○	○	○	○	○	○	○	○	○	○	○	○	○	○	○	○	○	<p style="text-align: center;"><b>If your Response to Question Number 027 is (2)</b></p> <table style="width: 100%; border: 1px solid black;"> <tr> <td style="width: 50%;">Q.No.</td> <td style="width: 50%;">Response</td> </tr> <tr> <td>027</td> <td>○ 1 ● 3 ○ 4</td> </tr> </table>	Q.No.	Response	027	○ 1 ● 3 ○ 4
1	1	2	5	2	7	3	5																																																																																																																																																																																																																																																																																																																																																																
●	●	○	○	○	○	○	○																																																																																																																																																																																																																																																																																																																																																																
○	○	○	○	○	○	○	○																																																																																																																																																																																																																																																																																																																																																																
○	○	○	○	○	○	○	○																																																																																																																																																																																																																																																																																																																																																																
○	○	○	○	○	○	○	○																																																																																																																																																																																																																																																																																																																																																																
○	○	○	○	○	○	○	○																																																																																																																																																																																																																																																																																																																																																																
○	○	○	○	○	○	○	○																																																																																																																																																																																																																																																																																																																																																																
○	○	○	○	○	○	○	○																																																																																																																																																																																																																																																																																																																																																																
○	○	○	○	○	○	○	○																																																																																																																																																																																																																																																																																																																																																																
○	○	○	○	○	○	○	○																																																																																																																																																																																																																																																																																																																																																																
○	○	○	○	○	○	○	○																																																																																																																																																																																																																																																																																																																																																																
○	○	○	○	○	○	○	○																																																																																																																																																																																																																																																																																																																																																																
○	○	○	○	○	○	○	○																																																																																																																																																																																																																																																																																																																																																																
○	○	○	○	○	○	○	○																																																																																																																																																																																																																																																																																																																																																																
○	○	○	○	○	○	○	○																																																																																																																																																																																																																																																																																																																																																																
○	○	○	○	○	○	○	○																																																																																																																																																																																																																																																																																																																																																																
○	○	○	○	○	○	○	○																																																																																																																																																																																																																																																																																																																																																																
○	○	○	○	○	○	○	○																																																																																																																																																																																																																																																																																																																																																																
○	○	○	○	○	○	○	○																																																																																																																																																																																																																																																																																																																																																																
1	1	2	6																																																																																																																																																																																																																																																																																																																																																																				
○	○	○	○																																																																																																																																																																																																																																																																																																																																																																				
○	○	○	○																																																																																																																																																																																																																																																																																																																																																																				
○	○	○	○																																																																																																																																																																																																																																																																																																																																																																				
○	○	○	○																																																																																																																																																																																																																																																																																																																																																																				
○	○	○	○																																																																																																																																																																																																																																																																																																																																																																				
○	○	○	○																																																																																																																																																																																																																																																																																																																																																																				
○	○	○	○																																																																																																																																																																																																																																																																																																																																																																				
○	○	○	○																																																																																																																																																																																																																																																																																																																																																																				
○	○	○	○																																																																																																																																																																																																																																																																																																																																																																				
○	○	○	○																																																																																																																																																																																																																																																																																																																																																																				
○	○	○	○																																																																																																																																																																																																																																																																																																																																																																				
○	○	○	○																																																																																																																																																																																																																																																																																																																																																																				
○	○	○	○																																																																																																																																																																																																																																																																																																																																																																				
○	○	○	○																																																																																																																																																																																																																																																																																																																																																																				
○	○	○	○																																																																																																																																																																																																																																																																																																																																																																				
○	○	○	○																																																																																																																																																																																																																																																																																																																																																																				
○	○	○	○																																																																																																																																																																																																																																																																																																																																																																				
○	○	○	○																																																																																																																																																																																																																																																																																																																																																																				
○	○	○	○																																																																																																																																																																																																																																																																																																																																																																				
1	3	5	3	6	4																																																																																																																																																																																																																																																																																																																																																																		
○	○	○	○	○	○																																																																																																																																																																																																																																																																																																																																																																		
○	○	○	○	○	○																																																																																																																																																																																																																																																																																																																																																																		
○	○	○	○	○	○																																																																																																																																																																																																																																																																																																																																																																		
○	○	○	○	○	○																																																																																																																																																																																																																																																																																																																																																																		
○	○	○	○	○	○																																																																																																																																																																																																																																																																																																																																																																		
○	○	○	○	○	○																																																																																																																																																																																																																																																																																																																																																																		
○	○	○	○	○	○																																																																																																																																																																																																																																																																																																																																																																		
○	○	○	○	○	○																																																																																																																																																																																																																																																																																																																																																																		
○	○	○	○	○	○																																																																																																																																																																																																																																																																																																																																																																		
○	○	○	○	○	○																																																																																																																																																																																																																																																																																																																																																																		
○	○	○	○	○	○																																																																																																																																																																																																																																																																																																																																																																		
○	○	○	○	○	○																																																																																																																																																																																																																																																																																																																																																																		
○	○	○	○	○	○																																																																																																																																																																																																																																																																																																																																																																		
○	○	○	○	○	○																																																																																																																																																																																																																																																																																																																																																																		
○	○	○	○	○	○																																																																																																																																																																																																																																																																																																																																																																		
○	○	○	○	○	○																																																																																																																																																																																																																																																																																																																																																																		
○	○	○	○	○	○																																																																																																																																																																																																																																																																																																																																																																		
○	○	○	○	○	○																																																																																																																																																																																																																																																																																																																																																																		
○	○	○	○	○	○																																																																																																																																																																																																																																																																																																																																																																		
Q.No.	Response																																																																																																																																																																																																																																																																																																																																																																						
027	○ 1 ● 3 ○ 4																																																																																																																																																																																																																																																																																																																																																																						
<div style="border: 1px solid black; padding: 5px;"> <p style="text-align: center; margin: 0;"><b>IMPORTANT</b></p> <p style="font-size: small; margin: 0;">The candidate should check carefully that the Test Booklet Code printed on Side-2 of the Answer Sheet is the same as printed on Test Booklet. In case of discrepancy, the candidate should immediately report the matter to the invigilator for replacement of both the Test Booklet and the Answer Sheet.</p> </div>																																																																																																																																																																																																																																																																																																																																																																							

**Side2**

**SIDE-2**

<b>ROLL No.</b>	<b>CENTRE No.</b>	<b>TEST BOOKLET No.</b>		<b>Answer Sheet No.</b>																																																																																																																																																																																																																																																																																																																																																				
<table style="width: 100%; text-align: center;"> <tr><td> </td><td> </td><td> </td><td> </td><td> </td><td> </td><td> </td><td> </td></tr> <tr><td>○</td><td>○</td><td>○</td><td>○</td><td>○</td><td>○</td><td>○</td><td>○</td></tr> <tr><td>○</td><td>○</td><td>○</td><td>○</td><td>○</td><td>○</td><td>○</td><td>○</td></tr> <tr><td>○</td><td>○</td><td>○</td><td>○</td><td>○</td><td>○</td><td>○</td><td>○</td></tr> <tr><td>○</td><td>○</td><td>○</td><td>○</td><td>○</td><td>○</td><td>○</td><td>○</td></tr> <tr><td>○</td><td>○</td><td>○</td><td>○</td><td>○</td><td>○</td><td>○</td><td>○</td></tr> <tr><td>○</td><td>○</td><td>○</td><td>○</td><td>○</td><td>○</td><td>○</td><td>○</td></tr> <tr><td>○</td><td>○</td><td>○</td><td>○</td><td>○</td><td>○</td><td>○</td><td>○</td></tr> <tr><td>○</td><td>○</td><td>○</td><td>○</td><td>○</td><td>○</td><td>○</td><td>○</td></tr> <tr><td>○</td><td>○</td><td>○</td><td>○</td><td>○</td><td>○</td><td>○</td><td>○</td></tr> <tr><td>○</td><td>○</td><td>○</td><td>○</td><td>○</td><td>○</td><td>○</td><td>○</td></tr> <tr><td>○</td><td>○</td><td>○</td><td>○</td><td>○</td><td>○</td><td>○</td><td>○</td></tr> <tr><td>○</td><td>○</td><td>○</td><td>○</td><td>○</td><td>○</td><td>○</td><td>○</td></tr> <tr><td>○</td><td>○</td><td>○</td><td>○</td><td>○</td><td>○</td><td>○</td><td>○</td></tr> <tr><td>○</td><td>○</td><td>○</td><td>○</td><td>○</td><td>○</td><td>○</td><td>○</td></tr> <tr><td>○</td><td>○</td><td>○</td><td>○</td><td>○</td><td>○</td><td>○</td><td>○</td></tr> <tr><td>○</td><td>○</td><td>○</td><td>○</td><td>○</td><td>○</td><td>○</td><td>○</td></tr> </table>									○	○	○	○	○	○	○	○	○	○	○	○	○	○	○	○	○	○	○	○	○	○	○	○	○	○	○	○	○	○	○	○	○	○	○	○	○	○	○	○	○	○	○	○	○	○	○	○	○	○	○	○	○	○	○	○	○	○	○	○	○	○	○	○	○	○	○	○	○	○	○	○	○	○	○	○	○	○	○	○	○	○	○	○	○	○	○	○	○	○	○	○	○	○	○	○	○	○	○	○	○	○	○	○	○	○	○	○	○	○	○	○	○	○	○	○	○	○	○	○	○	○	○	○	○	○	○	○	<table style="width: 100%; text-align: center;"> <tr><td>○</td><td>○</td><td>○</td><td>○</td></tr> <tr><td>○</td><td>○</td><td>○</td><td>○</td></tr> <tr><td>○</td><td>○</td><td>○</td><td>○</td></tr> <tr><td>○</td><td>○</td><td>○</td><td>○</td></tr> <tr><td>○</td><td>○</td><td>○</td><td>○</td></tr> <tr><td>○</td><td>○</td><td>○</td><td>○</td></tr> <tr><td>○</td><td>○</td><td>○</td><td>○</td></tr> <tr><td>○</td><td>○</td><td>○</td><td>○</td></tr> <tr><td>○</td><td>○</td><td>○</td><td>○</td></tr> <tr><td>○</td><td>○</td><td>○</td><td>○</td></tr> <tr><td>○</td><td>○</td><td>○</td><td>○</td></tr> <tr><td>○</td><td>○</td><td>○</td><td>○</td></tr> <tr><td>○</td><td>○</td><td>○</td><td>○</td></tr> <tr><td>○</td><td>○</td><td>○</td><td>○</td></tr> <tr><td>○</td><td>○</td><td>○</td><td>○</td></tr> <tr><td>○</td><td>○</td><td>○</td><td>○</td></tr> <tr><td>○</td><td>○</td><td>○</td><td>○</td></tr> </table>	○	○	○	○	○	○	○	○	○	○	○	○	○	○	○	○	○	○	○	○	○	○	○	○	○	○	○	○	○	○	○	○	○	○	○	○	○	○	○	○	○	○	○	○	○	○	○	○	○	○	○	○	○	○	○	○	○	○	○	○	○	○	○	○	○	○	○	○	<table style="width: 100%; text-align: center;"> <tr><td>○</td><td>○</td><td>○</td><td>○</td><td>○</td><td>○</td><td>○</td><td>○</td></tr> <tr><td>○</td><td>○</td><td>○</td><td>○</td><td>○</td><td>○</td><td>○</td><td>○</td></tr> <tr><td>○</td><td>○</td><td>○</td><td>○</td><td>○</td><td>○</td><td>○</td><td>○</td></tr> <tr><td>○</td><td>○</td><td>○</td><td>○</td><td>○</td><td>○</td><td>○</td><td>○</td></tr> <tr><td>○</td><td>○</td><td>○</td><td>○</td><td>○</td><td>○</td><td>○</td><td>○</td></tr> <tr><td>○</td><td>○</td><td>○</td><td>○</td><td>○</td><td>○</td><td>○</td><td>○</td></tr> <tr><td>○</td><td>○</td><td>○</td><td>○</td><td>○</td><td>○</td><td>○</td><td>○</td></tr> <tr><td>○</td><td>○</td><td>○</td><td>○</td><td>○</td><td>○</td><td>○</td><td>○</td></tr> <tr><td>○</td><td>○</td><td>○</td><td>○</td><td>○</td><td>○</td><td>○</td><td>○</td></tr> <tr><td>○</td><td>○</td><td>○</td><td>○</td><td>○</td><td>○</td><td>○</td><td>○</td></tr> <tr><td>○</td><td>○</td><td>○</td><td>○</td><td>○</td><td>○</td><td>○</td><td>○</td></tr> <tr><td>○</td><td>○</td><td>○</td><td>○</td><td>○</td><td>○</td><td>○</td><td>○</td></tr> <tr><td>○</td><td>○</td><td>○</td><td>○</td><td>○</td><td>○</td><td>○</td><td>○</td></tr> <tr><td>○</td><td>○</td><td>○</td><td>○</td><td>○</td><td>○</td><td>○</td><td>○</td></tr> <tr><td>○</td><td>○</td><td>○</td><td>○</td><td>○</td><td>○</td><td>○</td><td>○</td></tr> <tr><td>○</td><td>○</td><td>○</td><td>○</td><td>○</td><td>○</td><td>○</td><td>○</td></tr> <tr><td>○</td><td>○</td><td>○</td><td>○</td><td>○</td><td>○</td><td>○</td><td>○</td></tr> </table>	○	○	○	○	○	○	○	○	○	○	○	○	○	○	○	○	○	○	○	○	○	○	○	○	○	○	○	○	○	○	○	○	○	○	○	○	○	○	○	○	○	○	○	○	○	○	○	○	○	○	○	○	○	○	○	○	○	○	○	○	○	○	○	○	○	○	○	○	○	○	○	○	○	○	○	○	○	○	○	○	○	○	○	○	○	○	○	○	○	○	○	○	○	○	○	○	○	○	○	○	○	○	○	○	○	○	○	○	○	○	○	○	○	○	○	○	○	○	○	○	○	○	○	○	○	○	○	○	○	○	○	○	○	○	○	○		<b>Test Booklet Code</b>
○	○	○	○	○	○	○	○																																																																																																																																																																																																																																																																																																																																																	
○	○	○	○	○	○	○	○																																																																																																																																																																																																																																																																																																																																																	
○	○	○	○	○	○	○	○																																																																																																																																																																																																																																																																																																																																																	
○	○	○	○	○	○	○	○																																																																																																																																																																																																																																																																																																																																																	
○	○	○	○	○	○	○	○																																																																																																																																																																																																																																																																																																																																																	
○	○	○	○	○	○	○	○																																																																																																																																																																																																																																																																																																																																																	
○	○	○	○	○	○	○	○																																																																																																																																																																																																																																																																																																																																																	
○	○	○	○	○	○	○	○																																																																																																																																																																																																																																																																																																																																																	
○	○	○	○	○	○	○	○																																																																																																																																																																																																																																																																																																																																																	
○	○	○	○	○	○	○	○																																																																																																																																																																																																																																																																																																																																																	
○	○	○	○	○	○	○	○																																																																																																																																																																																																																																																																																																																																																	
○	○	○	○	○	○	○	○																																																																																																																																																																																																																																																																																																																																																	
○	○	○	○	○	○	○	○																																																																																																																																																																																																																																																																																																																																																	
○	○	○	○	○	○	○	○																																																																																																																																																																																																																																																																																																																																																	
○	○	○	○	○	○	○	○																																																																																																																																																																																																																																																																																																																																																	
○	○	○	○	○	○	○	○																																																																																																																																																																																																																																																																																																																																																	
○	○	○	○																																																																																																																																																																																																																																																																																																																																																					
○	○	○	○																																																																																																																																																																																																																																																																																																																																																					
○	○	○	○																																																																																																																																																																																																																																																																																																																																																					
○	○	○	○																																																																																																																																																																																																																																																																																																																																																					
○	○	○	○																																																																																																																																																																																																																																																																																																																																																					
○	○	○	○																																																																																																																																																																																																																																																																																																																																																					
○	○	○	○																																																																																																																																																																																																																																																																																																																																																					
○	○	○	○																																																																																																																																																																																																																																																																																																																																																					
○	○	○	○																																																																																																																																																																																																																																																																																																																																																					
○	○	○	○																																																																																																																																																																																																																																																																																																																																																					
○	○	○	○																																																																																																																																																																																																																																																																																																																																																					
○	○	○	○																																																																																																																																																																																																																																																																																																																																																					
○	○	○	○																																																																																																																																																																																																																																																																																																																																																					
○	○	○	○																																																																																																																																																																																																																																																																																																																																																					
○	○	○	○																																																																																																																																																																																																																																																																																																																																																					
○	○	○	○																																																																																																																																																																																																																																																																																																																																																					
○	○	○	○																																																																																																																																																																																																																																																																																																																																																					
○	○	○	○	○	○	○	○																																																																																																																																																																																																																																																																																																																																																	
○	○	○	○	○	○	○	○																																																																																																																																																																																																																																																																																																																																																	
○	○	○	○	○	○	○	○																																																																																																																																																																																																																																																																																																																																																	
○	○	○	○	○	○	○	○																																																																																																																																																																																																																																																																																																																																																	
○	○	○	○	○	○	○	○																																																																																																																																																																																																																																																																																																																																																	
○	○	○	○	○	○	○	○																																																																																																																																																																																																																																																																																																																																																	
○	○	○	○	○	○	○	○																																																																																																																																																																																																																																																																																																																																																	
○	○	○	○	○	○	○	○																																																																																																																																																																																																																																																																																																																																																	
○	○	○	○	○	○	○	○																																																																																																																																																																																																																																																																																																																																																	
○	○	○	○	○	○	○	○																																																																																																																																																																																																																																																																																																																																																	
○	○	○	○	○	○	○	○																																																																																																																																																																																																																																																																																																																																																	
○	○	○	○	○	○	○	○																																																																																																																																																																																																																																																																																																																																																	
○	○	○	○	○	○	○	○																																																																																																																																																																																																																																																																																																																																																	
○	○	○	○	○	○	○	○																																																																																																																																																																																																																																																																																																																																																	
○	○	○	○	○	○	○	○																																																																																																																																																																																																																																																																																																																																																	
○	○	○	○	○	○	○	○																																																																																																																																																																																																																																																																																																																																																	
○	○	○	○	○	○	○	○																																																																																																																																																																																																																																																																																																																																																	
				<div style="font-size: 2em; font-weight: bold; margin: 0;">A</div> <div style="text-align: center; margin: 5px 0;">●</div> <div style="display: flex; align-items: center; justify-content: center;"> <div style="width: 10px; height: 10px; background-color: black; margin-right: 5px;"></div> <div style="width: 1px; height: 100%; background-color: black; margin-right: 5px;"></div> <div style="width: 10px; height: 10px; background-color: black; margin-right: 5px;"></div> <div style="width: 1px; height: 100%; background-color: black; margin-right: 5px;"></div> <div style="width: 10px; height: 10px; background-color: black; margin-right: 5px;"></div> <div style="width: 1px; height: 100%; background-color: black; margin-right: 5px;"></div> <div style="width: 10px; height: 10px; background-color: black; margin-right: 5px;"></div> <div style="width: 1px; height: 100%; background-color: black; margin-right: 5px;"></div> <div style="width: 10px; height: 10px; background-color: black; margin-right: 5px;"></div> <div style="width: 1px; height: 100%; background-color: black; margin-right: 5px;"></div> <div style="width: 10px; height: 10px; background-color: black; margin-right: 5px;"></div> <div style="width: 1px; height: 100%; background-color: black; margin-right: 5px;"></div> <div style="width: 10px; height: 10px; background-color: black; margin-right: 5px;"></div> </div>																																																																																																																																																																																																																																																																																																																																																				

**4 Marking the Responses**

- (a) Use Blue/Black Ball Point Pen to darken the appropriate circle. **Answers marked with pencil would not be evaluated.**
- (b) Mark should be dark and should completely fill the circle.
- (c) Darken only one circle for each entry as the Answer once marked cannot be changed.
- (d) A light or faint darkened circle may be treated as a wrong method of marking and may be rejected by the Optical Scanner.
- (e) Mark the responses only in the space provided.
- (f) There will be four alternatives for each of the question numbering 001 to 180 in NEET Examination. The candidate will indicate response to the question by darkening the appropriate circle completely with Ball Point Pen.
- (g) The responses given by the candidate in the OMR sheet will be evaluated by the method of Optical Mark Recognition by the computer and in case any candidate does not follow the correct method of marking the responses his response may not be recognised by the computer.

For example, Question No. 027 in the Test Booklet reads as follows:

Q. No. 027 :	Taj Mahal is situated in			
	(1) Agra	(2) Mumbai	(3) Delhi	(4) Bengaluru
The correct response to this question is (1) Agra. The candidate will locate question No. 027 in the Answer Sheet and darken the circle for marking response:				
027	<input checked="" type="radio"/>	<input type="radio"/>	<input type="radio"/>	<input type="radio"/>

If the candidate does not want to attempt any question, he/she should not darken the circle meant to mark the response. Please do not fold the Answer Sheet and do not make any stray mark on it.

## 5 Changing an Answer is not allowed

The candidates must fully satisfy themselves about the accuracy of the answer before darkening the appropriate circle as no change in answer once marked is allowed. Use of eraser or white fluid on the Answer Sheet is not permissible as the Answer Sheets are machine gradable and it may lead to wrong evaluation.

**SOME EXAMPLES OF WRONG/CORRECT WAYS OF MARKING ARE AS FOLLOWS:**

WRONG METHOD					CORRECT METHOD				
021	<input checked="" type="radio"/>	<input checked="" type="radio"/>	<input type="radio"/>	<input type="radio"/>	021	<input type="radio"/>	<input type="radio"/>	<input type="radio"/>	<input type="radio"/>
022	<input type="radio"/>	<input type="radio"/>	<input type="radio"/>	<input type="radio"/>	022	<input type="radio"/>	<input checked="" type="radio"/>	<input type="radio"/>	<input type="radio"/>
023	<input type="radio"/>	<input type="radio"/>	<input checked="" type="radio"/>	<input checked="" type="radio"/>	023	<input type="radio"/>	<input type="radio"/>	<input checked="" type="radio"/>	<input type="radio"/>
024	<input type="radio"/>	<input type="radio"/>	<input type="radio"/>	<input checked="" type="radio"/>	024	<input type="radio"/>	<input type="radio"/>	<input type="radio"/>	<input checked="" type="radio"/>
025	<input checked="" type="radio"/>	<input checked="" type="radio"/>	<input type="radio"/>	<input type="radio"/>	025	<input checked="" type="radio"/>	<input type="radio"/>	<input type="radio"/>	<input type="radio"/>
026	<input type="radio"/>	<input type="radio"/>	<input checked="" type="radio"/>	<input type="radio"/>	026	<input type="radio"/>	<input type="radio"/>	<input checked="" type="radio"/>	<input type="radio"/>
027	<input type="radio"/>	<input type="radio"/>	<input checked="" type="radio"/>	<input type="radio"/>	027	<input type="radio"/>	<input type="radio"/>	<input checked="" type="radio"/>	<input type="radio"/>
028	<input type="radio"/>	<input checked="" type="radio"/>	<input type="radio"/>	<input checked="" type="radio"/>	028	<input type="radio"/>	<input type="radio"/>	<input type="radio"/>	<input checked="" type="radio"/>

If more than one circle is darkened or if the response is marked in any manner as shown above (or in any other similar manner) heading indicating wrong method shall be treated as wrong way of marking.

## 6 Scoring and Marking

**(a) Each item carries 4 marks. For each correct response the candidate will get 4 marks. For each incorrect response one mark will be deducted from the total score.** No deduction from the total score will, however, be made if no response is indicated for an item in the answer sheet. The candidates are advised not to attempt such item in answer sheet, if they are not sure of the correct response. **More than one answer indicated in a question will be deemed as incorrect response and will be negatively marked.**

**(b)** For the purpose of evaluation, the Test Booklet code as printed in the Answer Sheet on side-2 will be accepted as final.

## 7 Rough Work

The candidate will not do any rough work or writing work on the Answer Sheet. All rough work is to be done in the Test Booklet itself.

**1 Eligibility Criteria**

The Central Board of Secondary Education will prepare an All India Merit List of successful candidates of NEET – 2017 on the basis of the eligibility criteria provided by the Medical Council of India and Dental Council of India as given in Graduate Medical Education Regulations-1997 issued under Indian Medical Council Act-1956 and BDS Course Regulations, 2007 under the Dentists Act, 1948. The eligibility criteria are as follows:

- (a) In order to be eligible for admission to MBBS/BDS Courses for a particular academic year, it shall be necessary for a candidate to obtain minimum of marks at 50<sup>th</sup> percentile in National Eligibility Cum Entrance Test to MBBS/BDS Courses held for the said academic year. However, in respect of candidates belonging to Scheduled Castes, Scheduled Tribes, Other Backward Classes, the minimum marks shall be at 40<sup>th</sup> percentile. In respect of candidates with locomotor disability of lower limbs terms of Clause 4(a) iv (of regulations), the minimum marks shall be at 45<sup>th</sup> percentile for UR-PH and 40<sup>th</sup> percentile for SC-PH, ST-PH & OBC-PH candidates. The percentile shall be determined on the basis of highest marks secured in the All India common merit list in National Eligibility Cum Entrance Test for admission to MBBS/BDS courses.
- (b) Provided when sufficient number of candidates in the respective categories fail to secure minimum marks as prescribed in National Eligibility Cum Entrance Test held for any academic year for admission to MBBS/BDS Courses, the Central Government in consultation with Medical Council of India and Dental Council of India may at its discretion lower the minimum marks required for admission to MBBS/BDS Courses for candidates belonging to respective categories and marks so lowered by the Central Government shall be applicable for the said academic year only.
- (c) To be eligible for the admission to MBBS/BDS Courses, a candidate must have passed in the subjects of Physics, Chemistry, Biology/Bio-technology and English individually and must have obtained a minimum of 50% marks taken together in Physics, Chemistry, Biology/Bio-technology at the Qualifying Examination as mentioned in Graduate Medical Education Regulations-1997 and BDS Course Regulations, 2007 and in addition must have come in the merit list of National Eligibility Cum Entrance Test for admission to MBBS/BDS Courses. In respect of the candidates belonging to the SC, ST and OBC category the marks obtained in Physics, Chemistry, Biology/Bio-technology taken in qualifying examination and competitive examination (Physics, Chemistry, Biology) be 40% marks instead of 50%. In respect of candidates with locomotor disability of lower limbs, the minimum of 45% marks for Gen-PH and 40% marks for SC-PH/ST-PH/OBC-PH are required. Provided that a candidate who has appeared in the qualifying examination the result of which has not been declared, he may be provisionally permitted to take up the competitive entrance examination and in case of selection for admission to the MBBS/BDS courses, he shall not be admitted to that course until he fulfils the eligibility criteria as specified above.

**A list of the successful candidates in order of All India Rank based on the score obtained in the examination will be prepared by the Board.**

**2 The inter-se-merit of candidates for tie-breaking**

In case of two or more candidates obtaining equal marks in the **NEET (UG) - 2017**, the inter-se-merit of such candidates shall be determined in order of preference as follows:

- (a) Candidates obtaining higher marks in Biology (Botany & Zoology) in the Test.
- (b) Candidates obtaining higher marks in Chemistry in the Test.
- (c) Candidates with less number of attempted wrong answers in all the subjects in the Test.
- (d) Candidates older in age to be preferred.

### 3 **Merit List for Counselling under 15% All India Quota**

The merit list of the eligible and successful Candidates who have opted for 15% All India quota seats will be prepared by the CBSE on the basis of score obtained in the NEET (UG) - 2017. The merit list will be equal to the number of seats available for allotment in MBBS/BDS courses under 15% All India Quota. There shall also be a waiting list **equal to 4 times** of the merit list or so if required by DGHS. The list of successful candidates (Merit List/Waiting List) shall be forwarded to **the Directorate General of Health Services (Medical Examination Cell), Ministry of Health and Family Welfare, Government of India** for the purpose of allotment of seats by Online Counselling to 15% All India Quota Seats.

### 4 **Merit List for seats other than 15% All India Quota**

- (a) CBSE will provide All India Rank. Result will be given to the DGHS, Ministry of Health and Family welfare, Govt of India to provide the same to the Admitting Authorities.
- (b) Admitting Authorities will invite applications for Counselling and merit list shall be drawn based on All India Rank by the Admitting Authorities subject to their applicable rules.





## POST EXAMINATION ACTIVITIES AND DECLARATION OF RESULT

### 1 DISPLAY OF OMR SHEETS AND RESPONSES ON WEBSITE

- (a) The CBSE will display the images of OMR Answer Sheets and Responses graded by the Machine of all the candidates on the website [www.cbseneet.nic.in](http://www.cbseneet.nic.in). **For exact date of display the images of OMR Answer Sheets and Responses, candidates may remain in touch with website.**
- (b) Candidates will be given an opportunity to submit representation against the OMR grading on payment of Rs.1000/- per response challenged. Rs.1000/- per response will be refunded to candidate if his/her challenge is accepted by the Board.

**All candidates are advised to remain in touch with the website [www.cbseneet.nic.in](http://www.cbseneet.nic.in) for viewing and downloading of his/her answer sheet and responses captured by the machines.**

### 2 DISPLAY OF ANSWER KEY FOR CHALLENGE

- (a) The CBSE will display Answer Key of the questions giving opportunity to the candidates to challenge in case of any ambiguity in the answer on the website [www.cbseneet.nic.in](http://www.cbseneet.nic.in). **For exact date of display of Answer Key, candidates may remain in touch with website.**
- (b) Candidates will be given an opportunity to make online challenge against the Answer Key on payment of Rs.1000/- per answer challenged. Rs.1000/- per answer will be refunded to candidate if his/her challenge is accepted by the Board.

### 3 DECLARATION OF RESULT

The Central Board of Secondary Education will conduct the **NEET – 2017** Examination, evaluate the Answer Sheets and the result will be hosted on website [www.cbseneet.nic.in](http://www.cbseneet.nic.in). **Exact date of declaration of result will be intimated through website.** The CBSE will prepare the merit list/ wait list as per the directives of, DGHS, MCI and DCI.

**No category wise result sheet will be prepared.** As soon as the result is ready, CBSE will host the results on the website and thereafter candidates may download the Result Sheets.

All Candidates appearing in **NEET - 2017** Examination must remain in **touch with the websites of CBSE, MOHFW, Medical Counselling Committee ([www.mcc.nic.in](http://www.mcc.nic.in)) and Participating States/Universities/ Institutions** till conclusion of final round of Counselling.

### 4 RULES FOR RE-CHECKING/RE-EVALUATION OF ANSWER SHEETS

- The machine – gradable Answer Sheets are evaluated with extreme care and are repeatedly scrutinised.
- There is no provision for re-checking/re-evaluation of the answer sheets.
- **No correspondence in this regard will be entertained.**

### 5 WEEDING OUT RULES

The record of NATIONAL ELIGIBILITY CUM ENTRANCE TEST is preserved up to 60 days from the date of declaration of result.

**1 Counselling for seats under 15% All India Quota:**

Online counselling would be conducted by the Medical Counselling Committee of the Directorate General of Health Services. Information for online counselling would only be available on Medical Counselling Committee (MCC) website ([www.mcc.nic.in](http://www.mcc.nic.in)). Candidates placed in Merit/ Wait List are advised to read the counselling related information carefully and understand the course of action to be taken by them for appearing in the Counselling. Any query related to 15 % All India Quota Counselling may be referred to the following address:

**The Assistant Director General (ME)  
Directorate General of Health Services,  
Nirman Bhawan, New Delhi-110 108  
Phone No. 011-23062493, (FAX) 011-23061907**

For all counselling related queries, scheme of counselling, FAQ's please refer to the website [www.mcc.nic.in](http://www.mcc.nic.in), candidates are requested to continuously update themselves regarding circulars, notices, news events etc. from the above website.

**2 Counselling and admission other than 15% All India Seats**

Candidates wishing to apply for admission in State Medical Colleges/Universities/Institutions using merit list of NEET - 2017 shall follow the instructions of the State Government and/or authorities of the medical/dental colleges/Institution/University concerned for counselling.

The list of State Government authorities is placed at **Appendix – IV**.

# UNFAIRMEANS PRACTICES & BREACH OF EXAMINATION RULES

## 1 DEFINITION

**Unfairmeans practice is an activity that allows a candidate to gain an unfair advantage over other candidates. It includes, but is not limited to:**

- (a) Having in possession any item or article which has been prohibited in examination centre or may be used for unfair practices including any stationery item, communication device, accessories, eatable items, ornaments or any other material or information relevant or not relevant to the examination in the paper concerned;
- (b) Paying someone to write examination (impersonation) or prepare material for copying;
- (c) Breaching examination rules or any direction issued by CBSE in connection with the conduct of NEET/AIPMT examination from time to time;
- (d) Assisting other candidate to engage in malpractice, giving or receiving assistance directly or indirectly of any kind or attempting to do so;
- (e) Writing questions or answers on any material other than the answer sheet given by the Centre Superintendent for writing answers;
- (f) Tearing of Answer Sheet, any page of the test booklet etc.;
- (g) Contacting or communicating or trying to do so with any person, other than the Examination Staff, during the examination time in the examination centre;
- (h) Taking away the answer sheet out of the examination hall/room;
- (i) Smuggling out Question Paper or its part or smuggling out answer sheet or part thereof;
- (j) Threatening any of the officials connected with the conduct of the examination or threatening any of the candidates;
- (k) Using or attempting to use any other undesirable method or means in connection with the examination;
- (l) Manipulation & fabrication of online documents viz. admit card, rank letter, self declaration, etc.;
- (m) Forceful entry/exit in/from Examination Centre/Hall;
- (n) Use or attempted use of any electronic device after entering the examination centre;
- (o) Affixing/uploading of fabricated photograph on the application form/admit card/proforma;
- (p) Erasing or obliterating any information printed on the OMR sheet;
- (q) Providing wrong information on the answer sheet;
- (r) Creating obstacles in smooth and fair conduct of examination.
- (s) Concealing information about previous attempts/chances at AIPMT/NEET.

## 2 PUNISHMENT FOR USING UNFAIRMEANS PRACTICES

During the course of examination, before or after the examination if a candidate is found indulged in any of the above or similar practices, he/she shall be deemed to have used unfair practices and booked under UNFAIRMEANS (U.F.M.) case. **Such candidates would be debarred as per rules in future and shall also be liable for criminal action and /or any other action as deem fit by the Board.**

# 10 INFORMATION FOR PARENTS/ GUARDIANS

- 1 It is expected from parents/guardians to guide their wards appropriately on the following issues before leaving home for appearing in the NEET Examination:
  - (a) He/She will not be allowed to enter in the examination centre after 09.30 a.m. Therefore, he/she shall leave home well in advance considering all facts like traffic, location of the centre and weather conditions, etc.
  - (b) He/She will follow all the instructions and maintain the discipline in the examination.
  - (c) He/She will not breach any examination rule.
  - (d) He/She will not use and promote any unfair means activity during the examination.
  - (e) In case, he/she finds that if any candidate is using unfair means in the examination, the same may immediately be informed to the invigilators on duty.
  - (f) He/She will bring only the following at the examination centre:
    - Admit Card along with passport size photograph affixed on it;
    - One Post Card Size Photograph affixed on the proforma and
    - One passport size photograph to be affixed on attendance sheet.
  - (g) He/She will not bring any barred item at the centre.
  - (h) He/She will cooperate with the staff at examination centre in frisking.
  - (i) He/She will report at allotted examination centre well in advance to make him/herself available for compulsory physical frisking.
  - (j) He/She will follow the dress code for appearing in NEET Examination.
- 2 **In case, your ward is found not obeying above instructions, he/she will not be permitted to enter in the examination centre and will not be allowed to appear in the examination.**
- 3 If your ward is found indulged in any unwanted activities he/she shall be debarred from taking this examination permanently in future and shall also be liable for criminal action and/or any other action deemed fit by the Board.
- 4 A wall clock may be displayed at the main entry point of the examination centre to ensure that no candidate is allowed to enter after 09.30 a.m. The time of the wall clocks in the centre will be set as per the time displayed in the clock available on the NEET website. Candidates are also advised to set their clock as per the time displayed in the clock available on the NEET website.
- 5 **Ensure that your ward is reaching to the examination centre on or before 9.30 a.m. on the day of examination. For the same, your ward should leave the home well in advance considering traffic, location of the centre and weather condition etc. It would be appropriate to visit the centre a day before the examination to see the location, distance etc. to avoid any problem reaching late to the centre and then not allowed to appear in the examination.**

**1 BARRED ITEMS**

The candidates are not allowed to carry the following items inside the examination centre under any circumstances. The candidates will be subjected to extensive and compulsory frisking before entering the examination centre with the help of highly sensitive metal detectors.

- (a) Any stationery item like textual material (printed or written), bits of papers, Geometry/Pencil Box, Plastic Pouch, Calculator, Pen, Scale, Writing Pad, Pen Drives, Eraser, Calculator, Log Table, Electronic Pen/Scanner etc.
- (b) Any communication device like Mobile Phone, Bluetooth, Earphones, Microphone, Pager, Health Band etc.
- (c) Other items like Wallet, Goggles, Handbags, Belt, Cap etc.
- (d) All ornaments like Ring, Earrings, Nose-pin, Chain/Necklace, Pendants, Badge, Brooch etc.
- (e) Any Watch/Wrist Watch, Bracelet, Camera, etc.
- (f) Any metallic item
- (g) Any eatable item opened or packed, water bottle etc.
- (h) Any other item which could be used for unfair means, for hiding communication devices like camera, Bluetooth device etc.

**No arrangement will be made at the centres for keeping any articles/items belonging to the candidates.**

In case any candidate is found in possession of any of the barred items inside the centre, it will be considered as use of unfair means and action will be taken against the candidate in accordance with the relevant provisions.

**2 Dress Code**

The candidates are instructed to follow the following dress code while appearing for NEET(UG):

- (a) Light clothes with half sleeves not having big buttons, brooch/badge, flower etc. with Salwar/Trouser.
- (b) Slippers, sandals with low heels and not the shoes.


# 12 COMMON SERVICES CENTRES/ FACILITATION CENTRES

Candidates, mainly from the urban areas, are well versed with the technology of online submission of application form and without any help they are capable of submitting the application form online and 24x7. However, for providing support to candidates from rural areas who may otherwise find it difficult to submit the online application due to various constraints, CBSE is using the services of Common Services Centre, Ministry of I.T., Government of India under the Digital India initiatives of Hon'ble Prime Minister. The Common Services Centre (CSC) scheme is a part of the ambitious national e-Governance Plan (NeGP) of Government of India and is managed at each village Panchayat level by a Village level entrepreneur (VLE).

There are more than 2.4 lac Common Services Centres across the country which will provide the desired support to candidates from rural areas in online submission of application form and payment of fee through e-wallet. The list of the Common Services Centre is available on website - <http://www.csc.gov.in> The Common Services Centre will be providing services as per following details:

S.No.	Services	Fee (Rs)
1.	Preparing e-mail, Submission of Application form & Printout	25
2.	On line payment of Fee	0.5% of transaction
3.	Downloading of Admit Card/ OMR/Answer Key	10
4.	Online claim for Responses/Key	25
5.	Printout per page	5

\*Taxes if any will be extra



# 13 SENDING VARIOUS REQUESTS/ GRIEVANCES TO CBSE

## INTRODUCTION

It is expected that in National Eligibility Cum Entrance Test, a large number of candidates from India and abroad will appear. Certainly when they will apply in NEET they may face some problems on different issues. One of the biggest concerns of the CBSE is how to provide upto date information to the aspirant candidates at the earliest and in the easiest way.

It is considered that if candidates are having proper information then only they can submit their application form for NEET without any problem. CBSE had made many efforts to provide the desired information to the candidates. These efforts are:-

- **NEET WEBSITE**

Website has been made informative and user friendly so that any candidate can explore the website for easy access of information.

- **INFORMATION BULLETIN**

Information Bulletin has been developed chapter wise so that all related information is available at one place.

- **FREQUENTLY ASKED QUESTIONS**

Frequently Asked Questions have been hosted on website. These have been prepared based on the previous years experience on the query raised by the candidates and also based on new information for NEET-2017.

- **REPLICA OF THE APPLICATION FORM ON WEBSITE**

Replica of the application form has been developed and a link has been given on website with a view that all the candidates before submission of application form will go through the replica, gather the desired information and then submit their application form. This replica is exactly the same as you will see at the time of submission of application form.

- **APPLICATION FORMAT**

A format of application has also been developed by giving instruction that what information is to be filled in by the candidates. This format has been uploaded on the website [www.cbseneet.nic.in](http://www.cbseneet.nic.in) with a view that all the candidates before submission of application form must fill in the same format so that based on the same they can fill their application correctly.

- **INSTRUCTIONS AT THE TIME OF SUBMISSION OF APPLICATION FORM**

A modern method has been used to develop the application of NEET in which candidate will be guided on each step that what information is to be given. Following the online instructions, application could be submitted correctly.

However, it has been observed that despite the above efforts, candidates are not adhering to the instructions given by CBSE which lead to wrong submission of application form. Thereafter, candidates will request the CBSE to rectify the mistake committed by them.

This time, application submission has further been upgraded in which candidate can save the draft of application and once, they are certain that information given is correct, application could be submitted by them finally.

This year, CBSE has put in place a candidates friendly, strengthened Grievance Redressal System to ensure quick redressal of candidates grievances in NEET-2017. **This is the only correct method of getting the grievance redressal.** In this system, the candidates will login in their login account with their registration number and password and thereafter they will send their request as per steps given below:-

1. Login with given credentials i.e. application no. and password into your account.
2. Choose the subjects from the drop-down menu.
3. Enter the details of request/grievance in a crisp and clear language not more than in 1200 characters.
4. The reply of request/grievance can be checked online by the candidate after login into his/her account on a subsequent date.

**Note: Offline requests/grievances or those sent via email by the candidates already registered and desirous of appearing in NEET 2017 will not be considered.**

#### HELP LINE NUMBERS FOR NEET(UG) – 2017

Name	Contact No.	e-mail id	Service available only on Working Days
Help Desk	011-22041807, 011-22041808	cbsecc@gmail.com	08:00 am to 08:00 pm
Toll free No	1800118002	cbsecc@gmail.com	08:00 am to 08:00 pm
NEET BRANCH	9599590192, 9599590193	neet.cbse@nic.in	09:30 am to 05:00 pm





**CORE SYLLABUS for NATIONAL ELIGIBILITY ENTRANCE TEST  
for Admission to MBBS/BDS Courses**

**(As per letter no. MCI-34(1)(UG)(GEN)/2016-Med./152902 dated 15.12.2016 received from MCI)**

The Medical Council of India (MCI) recommended the following syllabus for NATIONAL ELIGIBILITY ENTRANCE TEST for admission to MBBS/BDS courses across the country after review of various State syllabi as well as those prepared by CBSE, NCERT and COBSE. This is to establish uniformity across the country keeping in view the relevance of different areas in Medical Education.

**PHYSICS**

S.No.	CLASS XI	CLASS XII
1.	Physical world and measurement	Electrostatics
2.	Kinematics	Current Electricity
3.	Laws of Motion	Magnetic Effects of Current and Magnetism
4.	Work, Energy and Power	Electromagnetic Induction and Alternating Currents
5.	Motion of System of Particles and Rigid Body	Electromagnetic Waves
6.	Gravitation	Optics
7.	Properties of Bulk Matter	Dual Nature of Matter and Radiation
8.	Thermodynamics	Atoms and Nuclei
9.	Behaviour of Perfect Gas and Kinetic Theory	Electronic Devices
10.	Oscillations and Waves	

**CHEMISTRY**

S.No.	CLASS XI	CLASS XII
1.	Some Basic Concepts of Chemistry	Solid State
2.	Structure of Atom	Solutions
3.	Classification of Elements and Periodicity in Properties	Electrochemistry
4.	Chemical Bonding and Molecular Structure	Chemical Kinetics
5.	States of Matter: Gases and Liquids	Surface Chemistry
6.	Thermodynamics	General Principles and Processes of Isolation of Elements
7.	Equilibrium	<i>p</i> -Block Elements
8.	Redox Reactions	<i>d</i> and <i>f</i> Block Elements
9.	Hydrogen	Coordination Compounds
10.	s-Block Element (Alkali and Alkaline earth metals)	Haloalkanes and Haloarenes
11.	Some <i>p</i> -Block Elements	Alcohols, Phenols and Ethers
12.	Organic Chemistry- Some Basic Principles and Techniques	Aldehydes, Ketones and Carboxylic Acids
13.	Hydrocarbons	Organic Compounds Containing Nitrogen
14.	Environmental Chemistry	Biomolecules
15.		Polymers
16.		Chemistry in Everyday Life

**BIOLOGY**

S.No.	CLASS XI	CLASS XII
1.	Diversity in Living World	Reproduction
2.	Structural Organisation in Animals and Plants	Genetics and Evolution
3.	Cell Structure and Function	Biology and Human Welfare
4.	Plant Physiology	Biotechnology and Its Applications
5.	Human physiology	Ecology and environment

# PHYSICS

## CONTENTS CLASS XI SYLLABUS

### UNIT I: Physical World and Measurement

- **Physics:** Scope and excitement; nature of physical laws; Physics, technology and society.
- **Need for measurement:** Units of measurement; systems of units; SI units, fundamental and derived units. Length, mass and time measurements; accuracy and precision of measuring instruments; errors in measurement; significant figures.
- Dimensions of physical quantities, dimensional analysis and its applications.

### UNIT II: Kinematics

- Frame of reference, Motion in a straight line; Position-time graph, speed and velocity. Uniform and non-uniform motion, average speed and instantaneous velocity. Uniformly accelerated motion, velocity-time and position-time graphs, for uniformly accelerated motion (graphical treatment).
- Elementary concepts of differentiation and integration for describing motion. *Scalar and vector quantities:* Position and displacement vectors, general vectors, general vectors and notation, equality of vectors, multiplication of vectors by a real number; addition and subtraction of vectors. Relative velocity.
- Unit vectors. Resolution of a vector in a plane-rectangular components.
- Scalar and Vector products of Vectors. Motion in a plane. Cases of uniform velocity and uniform acceleration- projectile motion. Uniform circular motion.

### UNIT III: Laws of Motion

- Intuitive concept of force. Inertia, Newton's first law of motion; momentum and Newton's second law of motion; impulse; Newton's third law of motion. Law of conservation of linear momentum and its applications.
- Equilibrium of concurrent forces. Static and Kinetic friction, laws of friction, rolling friction, lubrication.
- *Dynamics of uniform circular motion.* Centripetal force, examples of circular motion (vehicle on level circular road, vehicle on banked road).

### UNIT IV: Work, Energy and Power

- Work done by a constant force and variable force; kinetic energy, work-energy theorem, power.
- Notion of potential energy, potential energy of a spring, conservative forces; conservation of mechanical energy (kinetic and potential energies); non-conservative forces; motion in a vertical circle, elastic and inelastic collisions in one and two dimensions.

### UNIT V: Motion of System of Particles and Rigid Body

- Centre of mass of a two-particle system, momentum conservation and centre of mass motion. Centre of mass of a rigid body; centre of mass of uniform rod.
- Moment of a force, -torque, angular momentum, conservation of angular momentum with some examples.
- Equilibrium of rigid bodies, rigid body rotation and equation of rotational motion, comparison of linear and rotational motions; moment of inertia, radius of gyration. Values of M.I. for simple geometrical objects (no derivation). Statement of parallel and perpendicular axes theorems and their applications.

### UNIT VI: Gravitation

- Kepler's laws of planetary motion. The universal law of gravitation. Acceleration due to gravity and its variation with altitude and depth.
- Gravitational potential energy; gravitational potential. Escape velocity, orbital velocity of a satellite. Geostationary satellites.

### UNIT VII: Properties of Bulk Matter

- Elastic behavior, Stress-strain relationship. Hooke's law, Young's modulus, bulk modulus, shear, modulus of rigidity, poisson's ratio; elastic energy.
- Viscosity, Stokes' law, terminal velocity, Reynold's number, streamline and turbulent flow. Critical velocity, Bernoulli's theorem and its applications.
- Surface energy and surface tension, angle of contact, excess of pressure, application of surface tension ideas to drops, bubbles and capillary rise.
- Heat, temperature, thermal expansion; thermal expansion of solids, liquids, and gases. Anomalous expansion. Specific heat capacity:  $C_p$ ,  $C_v$ - calorimetry; change of state – latent heat.
- Heat transfer- conduction and thermal conductivity, convection and radiation. Qualitative ideas of Black Body Radiation, Wein's displacement law, and Green House effect.
- Newton's law of cooling and Stefan's law.

### UNIT VIII: Thermodynamics

- Thermal equilibrium and definition of temperature (zeroth law of Thermodynamics). Heat, work and internal energy. First law of thermodynamics. Isothermal and adiabatic processes.
- *Second law of the thermodynamics:* Reversible and irreversible processes. Heat engines and refrigerators.

#### UNIT IX: Behaviour of Perfect Gas and Kinetic Theory

- Equation of state of a perfect gas, work done on compressing a gas.
- *Kinetic theory of gases*: Assumptions, concept of pressure. Kinetic energy and temperature; degrees of freedom, law of equipartition of energy (statement only) and application to specific heat capacities of gases; concept of mean free path.

#### UNIT X: Oscillations and Waves

- Periodic motion-period, frequency, displacement as a function of time. Periodic functions. Simple harmonic motion(SHM) and its equation; phase; oscillations of a spring-restoring force and force constant; energy in SHM –Kinetic and potential energies; simple pendulum-derivation of expression for its time period; free, forced and damped oscillations (qualitative ideas only), resonance.
- Wave motion. Longitudinal and transverse waves, speed of wave motion. Displacement relation for a progressive wave. Principle of superposition of waves, reflection of waves, standing waves in strings and organ pipes, fundamental mode and harmonics. Beats. Doppler effect.

### CONTENTS OF CLASS XII SYLLABUS

#### UNIT I: Electrostatics

- Electric charges and their conservation. Coulomb's law-force between two point charges, forces between multiple charges; superposition principle and continuous charge distribution.
- Electric field, electric field due to a point charge, electric field lines; electric dipole, electric field due to a dipole; torque on a dipole in a uniform electric field.
- Electric flux, statement of Gauss's theorem and its applications to find field due to infinitely long straight wire, uniformly charged infinite plane sheet and uniformly charged thin spherical shell (field inside and outside)
- Electric potential, potential difference, electric potential due to a point charge, a dipole and system of charges: equipotential surfaces, electrical potential energy of a system of two point charges and of electric dipoles in an electrostatic field.
- Conductors and insulators, free charges and bound charges inside a conductor. Dielectrics and electric polarization, capacitors and capacitance, combination of capacitors in series and in parallel, capacitance of a parallel plate capacitor with and without dielectric medium between the plates, energy stored in a capacitor, Van de Graaff generator.

#### UNIT II: Current Electricity

- Electric current, flow of electric charges in a metallic conductor, drift velocity and mobility, and their relation with electric current; Ohm's law, electrical resistance,  $V-I$  characteristics (linear and non-linear), electrical energy and power, electrical resistivity and conductivity.
- Carbon resistors, colour code for carbon resistors; series and parallel combinations of resistors; temperature dependence of resistance.
- Internal resistance of a cell, potential difference and emf of a cell, combination of cells in series and in parallel.
- Kirchhoff's laws and simple applications. Wheatstone bridge, metre bridge.
- Potentiometer-principle and applications to measure potential difference, and for comparing emf of two cells; measurement of internal resistance of a cell.

#### UNIT III: Magnetic Effects of Current and Magnetism

- Concept of magnetic field, Oersted's experiment. Biot-Savart law and its application to current carrying circular loop.
- Ampere's law and its applications to infinitely long straight wire, straight and toroidal solenoids. Force on a moving charge in uniform magnetic and electric fields. Cyclotron.
- Force on a current-carrying conductor in a uniform magnetic field. Force between two parallel current-carrying conductors-definition of ampere. Torque experienced by a current loop in a magnetic field; moving coil galvanometer-its current sensitivity and conversion to ammeter and voltmeter.
- Current loop as a magnetic dipole and its magnetic dipole moment. Magnetic dipole moment of a revolving electron. Magnetic field intensity due to a magnetic dipole (bar magnet) along its axis and perpendicular to its axis. Torque on a magnetic dipole (bar magnet) in a uniform magnetic field; bar magnet as an equivalent solenoid, magnetic field lines; Earth's magnetic field and magnetic elements.
- Para-, dia- and ferro-magnetic substances, with examples.
- Electromagnetic and factors affecting their strengths. Permanent magnets.

#### UNIT IV: Electromagnetic Induction and Alternating Currents

- Electromagnetic induction; Faraday's law, induced emf and current; Lenz's Law, Eddy currents. Self and mutual inductance.
- Alternating currents, peak and rms value of alternating current/ voltage; reactance and impedance; LC oscillations (qualitative treatment only), LCR series circuit, resonance; power in AC circuits, wattless current.
- AC generator and transformer.

#### UNIT V: Electromagnetic Waves

- Need for displacement current.
- Electromagnetic waves and their characteristics (qualitative ideas only). Transverse nature of electromagnetic waves.
- Electromagnetic spectrum (radio waves, microwaves, infrared, visible, ultraviolet, x-rays, gamma rays) including elementary facts about their uses.

#### UNIT VI: Optics

- Reflection of light, spherical mirrors, mirror formula. Refraction of light, total internal reflection and its applications optical fibres, refraction at spherical surfaces, lenses, thin lens formula, lens-maker's formula. Magnification, power of a lens, combination of thin lenses in contact combination of a lens and a mirror. Refraction and dispersion of light through a prism.
- Scattering of light- blue colour of the sky and reddish appearance of the sun at sunrise and sunset.
- *Optical instruments*: Human eye, image formation and accommodation, correction of eye defects (myopia and hypermetropia) using lenses.
- Microscopes and astronomical telescopes (reflecting and refracting) and their magnifying powers.
- *Wave optics*: Wavefront and Huygens' principle, reflection and refraction of plane wave at a plane surface using wavefronts.
- Proof of laws of reflection and refraction using Huygens' principle.
- Interference, Young's double hole experiment and expression for fringe width, coherent sources and sustained interference of light.
- Diffraction due to a single slit, width of central maximum.
- Resolving power of microscopes and astronomical telescopes. Polarisation, plane polarized light; Brewster's law, uses of plane polarized light and Polaroids.

#### UNIT VII: Dual Nature of Matter and Radiation

- Photoelectric effect, Hertz and Lenard's observations; Einstein's photoelectric equation- particle nature of light.
- Matter waves- wave nature of particles, de Broglie relation. Davisson-Germer experiment (experimental details should be omitted; only conclusion should be explained).

#### UNIT VIII: Atoms and Nuclei

- Alpha- particle scattering experiments; Rutherford's model of atom; Bohr model, energy levels, hydrogen spectrum. Composition and size of nucleus, atomic masses, isotopes, isobars; isotones.
- Radioactivity- alpha, beta and gamma particles/ rays and their properties decay law. Mass-energy relation, mass defect; binding energy per nucleon and its variation with mass number, nuclear fission and fusion.

#### UNIT IX: Electronic Devices

- Energy bands in solids (qualitative ideas only), conductors, insulators and semiconductors; semiconductor diode- *I-V* characteristics in forward and reverse bias, diode as a rectifier; *I-V* characteristics of LED, photodiode, solar cell, and Zener diode; Zener diode as a voltage regulator. Junction transistor, transistor action, characteristics of a transistor; transistor as an amplifier (common emitter configuration) and oscillator. Logic gates (OR, AND, NOT, NAND and NOR). Transistor as a switch.

# CHEMISTRY

## CONTENTS OF CLASS XI SYLLABUS

### UNIT I: Some Basic Concepts of Chemistry

- *General Introduction:* Important and scope of chemistry.
- Laws of chemical combination, *Dalton's atomic theory:* concept of elements, atoms and molecules.
- Atomic and molecular masses. Mole concept and molar mass; percentage composition and empirical and molecular formula; chemical reactions, stoichiometry and calculations based on stoichiometry.

### UNIT II: Structure of Atom

- Atomic number, isotopes and isobars. Concept of shells and subshells, dual nature of matter and light, de Broglie's relationship, Heisenberg uncertainty principle, concept of orbital, quantum numbers, shapes of s, p and d orbitals, rules for filling electrons in orbitals- Aufbau principle, Pauli exclusion principles and Hund's rule, electronic configuration of atoms, stability of half filled and completely filled orbitals.

### UNIT III: Classification of Elements and Periodicity in Properties

- Modern periodic law and long form of periodic table, periodic trends in properties of elements- atomic radii, ionic radii, ionization enthalpy, electron gain enthalpy, electronegativity, valence.

### UNIT IV: Chemical Bonding and Molecular Structure

- Valence electrons, ionic bond, covalent bond, bond parameters, Lewis structure, polar character of covalent bond, valence bond theory, resonance, geometry of molecules, VSEPR theory, concept of hybridization involving s, p and d orbitals and shapes of some simple molecules, molecular orbital theory of homonuclear diatomic molecules (qualitative idea only). Hydrogen bond.

### UNIT V: States of Matter: Gases and Liquids

- Three states of matter, intermolecular interactions, types of bonding, melting and boiling points, role of gas laws of elucidating the concept of the molecule, Boyle's law, Charles's law, Gay Lussac's law, Avogadro's law, ideal behaviour of gases, empirical derivation of gas equation. Avogadro number, ideal gas equation. Kinetic energy and molecular speeds (elementary idea), deviation from ideal behaviour, liquefaction of gases, critical temperature.
- Liquid State- Vapour pressure, viscosity and surface tension (qualitative idea only, no mathematical derivations).

### UNIT VI : Thermodynamics

- First law of thermodynamics-internal energy and enthalpy, heat capacity and specific heat, measurement of  $\Delta U$  and  $\Delta H$ , Hess's law of constant heat summation, enthalpy of : bond dissociation, combustion, formation, atomization, sublimation, phase transition, ionization, solution and dilution.
- Introduction of entropy as state function, Second law of thermodynamics, Gibbs energy change for spontaneous and non-spontaneous process, criteria for equilibrium and spontaneity.
- Third law of thermodynamics- Brief introduction.

### UNIT VII: Equilibrium

- Equilibrium in physical and chemical processes, dynamic nature of equilibrium, law of chemical equilibrium, equilibrium constant, factors affecting equilibrium-Le Chatelier's principle; ionic equilibrium- ionization of acids and bases, strong and weak electrolytes, degree of ionization, ionization of polybasic acids, acid strength, concept of  $P_H$ , Hydrolysis of salts (elementary idea), buffer solutions, Henderson equation, solubility product, common ion effect (with illustrative examples).

### UNIT VIII: Redox Reactions

- Concept of oxidation and oxidation and reduction, redox reactions oxidation number, balancing redox reactions in terms of loss and gain of electron and change in oxidation numbers.

### UNIT IX: Hydrogen

- Occurrence, isotopes, preparation, properties and uses of hydrogen; hydrides-ionic, covalent and interstitial; physical and chemical properties of water, heavy water; hydrogen peroxide-preparation, reactions, uses and structure;

### UNIT X: s-Block Elements (Alkali and Alkaline earth metals)

- *Group 1 and group 2 elements:*
- General introduction, electronic configuration, occurrence, anomalous properties of the first element of each group, diagonal relationship, trends in the variation of properties (such as ionization enthalpy, atomic and ionic radii), trends in chemical reactivity with oxygen, water, hydrogen and halogens; uses.
- Preparation and Properties of Some important Compounds:
- Sodium carbonate, sodium chloride, sodium hydroxide and sodium hydrogencarbonate, biological importance of sodium and potassium.
- Industrial use of lime and limestone, biological importance of Mg and Ca.

### UNIT XI: Some p-Block Elements

- General Introduction to p-Block Elements.

- *Group 13 elements*: General introduction, electronic configuration, occurrence, variation of properties, oxidation states, trends in chemical reactivity, anomalous properties of first element of the group; Boron, some important compounds: borax, boric acids, boron hydrides. Aluminium: uses, reactions with acids and alkalis.
- *General 14 elements*: General introduction, electronic configuration, occurrence, variation of properties, oxidation states, trends in chemical reactivity, anomalous behaviour of first element. Carbon, allotropic forms, physical and chemical properties: uses of some important compounds: oxides.
- Important compounds of silicon and a few uses: silicon tetrachloride, silicones, silicates and zeolites, their uses.

#### UNIT XII: Organic Chemistry- Some Basic Principles and Techniques

- General introduction, methods of purification qualitative and quantitative analysis, classification and IUPAC nomenclature of organic compounds.
- Electronic displacements in a covalent bond: inductive effect, electromeric effect, resonance and hyper conjugation.
- Homolytic and heterolytic fission of a covalent bond: free radicals, carbocations, carbanions; electrophiles and nucleophiles, types of organic reactions.

#### UNIT XIII: Hydrocarbons

- *Alkanes*- Nomenclature, isomerism, conformations (ethane only), physical properties, chemical reactions including free radical mechanism of halogenation, combustion and pyrolysis.
- *Alkenes*-Nomenclature, structure of double bond (ethene), geometrical isomerism, physical properties, methods of preparation: chemical reactions: addition of hydrogen, halogen, water, hydrogen halides (Markovnikov's addition and peroxide effect), ozonolysis, oxidation, mechanism of electrophilic addition.
- *Alkynes*-Nomenclature, structure of triple bond (ethyne), physical properties, methods of preparation, chemical reactions: acidic character of alkynes, addition reaction of- hydrogen, halogens, hydrogen halides and water.
- *Aromatic hydrocarbons*- Introduction, IUPAC nomenclature; Benzene; resonance, aromaticity; chemical properties: mechanism of electrophilic substitution- Nitration sulphonation, halogenation, Friedel Craft's alkylation and acylation; directive influence of functional group in mono-substituted benzene; carcinogenicity and toxicity.

#### UNIT XIV: Environmental Chemistry

- *Environmental pollution*: Air, water and soil pollution, chemical reactions in atmosphere, smogs, major atmospheric pollutants; acid rain ozone and its reactions, effects of depletion of ozone layer, greenhouse effect and global warming-pollution due to industrial wastes; green chemistry as an alternative tool for reducing pollution, strategy for control of environmental pollution.

### CONTENTS OF CLASS XII SYLLABUS

#### UNIT I: Solid State

- Classification of solids based on different binding forces; molecular, ionic covalent and metallic solids, amorphous and crystalline solids (elementary idea), unit cell in two dimensional and three dimensional lattices, calculation of density of unit cell, packing in solids, packing efficiency, voids, number of atoms per unit cell in a cubic unit cell, point defects, electrical and magnetic properties, Band theory of metals, conductors, semiconductors and insulators.

#### UNIT II: Solutions

- Types of solutions, expression of concentration of solutions of solids in liquids, solubility of gases in liquids, solid solutions, colligative properties- relative lowering of vapour pressure, Raoult's law, elevation of boiling point, depression of freezing point, osmotic pressure, determination of molecular masses using colligative properties abnormal molecular mass. Van Hoff factor.

#### UNIT III: Electrochemistry

- Redox reactions, conductance in electrolytic solutions, specific and molar conductivity variation of conductivity with concentration, Kohlrausch's Law, electrolysis and Laws of electrolysis (elementary idea), dry cell- electrolytic cells and Galvanic cells; lead accumulator, EMF of a cell, standard electrode potential, Relation between Gibbs energy change and EMF of a cell, fuel cells; corrosion.

#### UNIT IV: Chemical Kinetics

- Rate of a reaction (average and instantaneous), factors affecting rates of reaction; concentration, temperature, catalyst; order and molecularity of a reaction; rate law and specific rate constant, integrated rate equations and half life (only for zero and first order reactions); concept of collision theory ( elementary idea, no mathematical treatment). Activation energy, Arrhenius equation.

#### UNIT V: Surface Chemistry

- *Adsorption*-physisorption and chemisorption; factors affecting adsorption of gases on solids, catalysis homogeneous and heterogeneous, activity and selectivity: enzyme catalysis; colloidal state: distinction between true solutions, colloids and suspensions; lyophilic, lyophobic multimolecular and macromolecular colloids; properties of colloids; Tyndall effect, Brownian movement, electrophoresis, coagulation; emulsions- types of emulsions.

#### UNIT VI: General Principles and Processes of Isolation of Elements

- *Principles and methods of extraction*- concentration, oxidation, reduction electrolytic method and refining; occurrence and principles of extraction of aluminium, copper, zinc and iron.

#### UNIT VII: *p*- Block Elements

- *Group 15 elements*: General introduction, electronic configuration, occurrence, oxidation states, trends in physical and chemical properties; preparation and properties of ammonia and nitric acid, oxides of nitrogen (structure only); Phosphorous- allotropic forms; compounds of phosphorous: preparation and properties of phosphine, halides ( $\text{PCl}_3$ ,  $\text{PCl}_5$ ) and oxoacids (elementary idea only).
- *Group 16 elements*: General introduction, electronic configuration, oxidation states, occurrence, trends in physical and chemical properties; dioxygen: preparation, properties and uses; classification of oxides; ozone. Sulphur – allotropic forms; compounds of sulphur: preparation, preparation, properties and uses of sulphur dioxide; sulphuric acid: industrial process of manufacture, properties and uses, oxoacids of sulphur (structures only).
- *Group 17 elements*: General introduction, electronic configuration, oxidation states, occurrence, trends in physical and chemical properties; compounds of halogens: preparation, properties and uses of chlorine and hydrochloric acid, interhalogen compounds oxoacids of halogens (structures only).
- *Group 18 elements*: General introduction, electronic configuration, occurrence, trends in physical and chemical properties, uses.

#### UNIT VIII: *d* and *f* Block Elements

- General introduction, electronic configuration, characteristics of transition metals, general trends in properties of the first row transition metals- metallic character, ionization enthalpy, oxidation states, ionic radii, colour, catalytic property, magnetic properties, interstitial compounds, alloy formation. Preparation and properties of  $\text{K}_2\text{Cr}_2\text{O}_7$  and  $\text{KMnO}_4$ .
- *Lanthanoids*- electronic configuration, oxidation states, chemical reactivity, and lanthanoid contraction and its consequences.
- *Actinoids*: Electronic configuration, oxidation states and comparison with lanthanoids.

#### UNIT IX: Coordination Compounds

- *Coordination compounds*: Introduction, ligands, coordination number, colour, magnetic properties and shapes, IUPAC nomenclature of mononuclear coordination compounds, isomerism (structural and stereo) bonding, Werner's theory VBT,CFT; importance of coordination compounds (in qualitative analysis, biological systems).

#### UNIT X: Haloalkanes and Haloarenes

- *Haloalkanes*: Nomenclature, nature of C–X bond, physical and chemical properties, mechanism of substitution reactions. Optical rotation.
- *Haloarenes*: Nature of C-X bond, substitution reactions (directive influence of halogen for monosubstituted compounds only).
- Uses and environment effects of – dichloromethane, trichloromethane, tetrachloromethane, iodoform, freons, DDT.

#### UNIT XI: Alcohols, Phenols and Ethers

- *Alcohols*: Nomenclature, methods of preparation, physical and chemical properties (of primary alcohols only); identification of primary, secondary and tertiary alcohols; mechanism of dehydration, uses with special reference to methanol and ethanol.
- *Phenols*: Nomenclature, methods of preparation, physical and chemical properties, acidic nature of phenol, electrophilic substitution reactions, uses of phenols.
- *Ethers*: Nomenclature, methods of preparation, physical and chemical properties uses.

#### UNIT XII: Aldehydes, Ketones and Carboxylic Acids

- *Aldehydes and Ketones*: Nomenclature, nature of carbonyl group, methods of preparation, physical and chemical properties; and mechanism of nucleophilic addition, reactivity of alpha hydrogen in aldehydes; uses.
- *Carboxylic Acids*: Nomenclature, acidic nature, methods of preparation, physical and chemical properties; uses.

### UNIT XIII: Organic Compounds Containing Nitrogen

- *Amines*: Nomenclature, classification, structure, methods of preparation, physical and chemical properties, uses, identification of primary secondary and tertiary amines.
- *Cyanides and Isocyanides*- will be mentioned at relevant places.
- *Diazonium salts*: Preparation, chemical reactions and importance in synthetic organic chemistry.

### UNIT XIV: Biomolecules

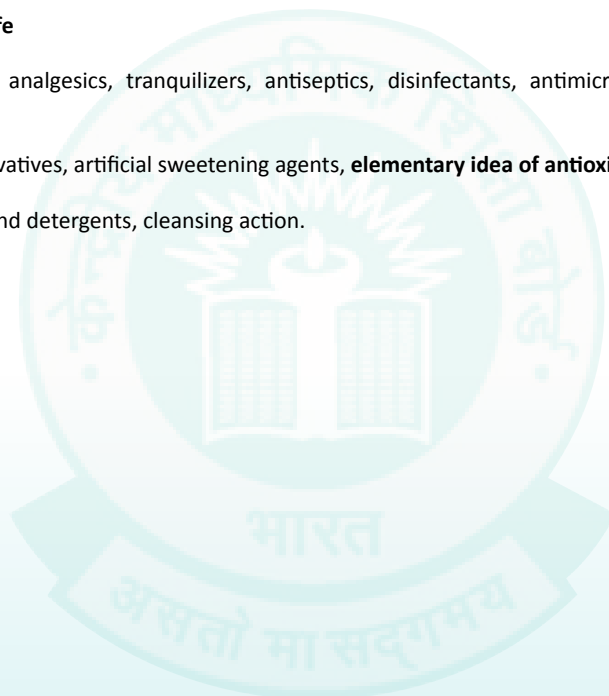
- *Carbohydrates*- Classification (aldoses and ketoses), monosaccharide (glucose and fructose), D.L. configuration, oligosaccharides (sucrose, lactose, maltose), polysaccharides (starch, cellulose, glycogen): importance.
- *Proteins*- Elementary idea of – amino acids, peptide bond, polypeptides, proteins, primary structure, secondary structure, tertiary structure and quaternary structure (qualitative idea only), denaturation of proteins; enzymes.
- ***Hormones*- Elementary idea (excluding structure).**
- *Vitamins*- Classification and function.
- *Nucleic Acids*: DNA and RNA

### UNIT XV: Polymers

- *Classification*- Natural and synthetic, methods of polymerization (addition and condensation), copolymerization. Some important polymers: natural and synthetic like polyesters, bakelite; rubber, Biodegradable and non-biodegradable polymers.

### UNIT XVI: Chemistry in Everyday Life

- Chemicals in medicines- analgesics, tranquilizers, antiseptics, disinfectants, antimicrobials, antifertility drugs, antibiotics, antacids, antihistamines.
- Chemicals in food- preservatives, artificial sweetening agents, **elementary idea of antioxidants.**
- Cleansing agents- soaps and detergents, cleansing action.





# BIOLOGY

## CONTENTS OF CLASS XI SYLLABUS

### UNIT I: Diversity in Living World

- What is living? ; Biodiversity; Need for classification; Three domains of life; Taxonomy & Systematics; Concept of species and taxonomical hierarchy; Binomial nomenclature; Tools for study of Taxonomy – Museums, Zoos, Herbaria, Botanical gardens.
- Five kingdom classification; salient features and classification of Monera; Protista and Fungi into major groups; Lichens; Viruses and Viroids.
- Salient features and classification of plants into major groups-Algae, Bryophytes, Pteridophytes, Gymnosperms and Angiosperms (three to five salient and distinguishing features and at least two examples of each category); Angiosperms- classification up to class, characteristic features and examples).
- Salient features and classification of animals-nonchordate up to phyla level and chordate up to classes level (three to five salient features and at least two examples).

### UNIT II: Structural Organisation in Animals and Plants

- Morphology and modifications; Tissues; Anatomy and functions of different parts of flowering plants: Root, stem, leaf, inflorescence- cymose and racemose, flower, fruit and seed (To be dealt along with the relevant practical of the Practical Syllabus).
- Animal tissues; Morphology, anatomy and functions of different systems (digestive, circulatory, respiratory, nervous and reproductive) of an insect (cockroach). (Brief account only)

### UNIT III: Cell Structure and Function

- Cell theory and cell as the basic unit of life; Structure of prokaryotic and eukaryotic cell; Plant cell and animal cell; Cell envelope, cell membrane, cell wall; Cell organelles-structure and function; Endomembrane system-endoplasmic reticulum, Golgi bodies, lysosomes, vacuoles; mitochondria, ribosomes, plastids, micro bodies; Cytoskeleton, cilia, flagella, centrioles (ultra structure and function); Nucleus-nuclear membrane, chromatin, nucleolus.
- Chemical constituents of living cells: Biomolecules-structure and function of proteins, carbohydrates, lipids, nucleic acids; Enzymes-types, properties, enzyme action.
- Cell division: Cell cycle, mitosis, meiosis and their significance.

### UNIT IV: Plant Physiology

- Transport in plants: Movement of water, gases and nutrients; Cell to cell transport-Diffusion, facilitated diffusion, active transport; Plant – water relations – Imbibition, water potential, osmosis, plasmolysis; Long distance transport of water – Absorption, apoplast, symplast, transpiration pull, root pressure and guttation; Transpiration-Opening and closing of stomata; Uptake and translocation of mineral nutrients-Transport of food, phloem transport, Mass flow hypothesis; Diffusion of gases (brief mention).
- Mineral nutrition: Essential minerals, macro and micronutrients and their role; Deficiency symptoms; Mineral toxicity; Elementary idea of Hydroponics as a method to study mineral nutrition; Nitrogen metabolism-Nitrogen cycle, biological nitrogen fixation.
- Photosynthesis: Photosynthesis as a means of Autotrophic nutrition; Site of photosynthesis take place; pigments involved in Photosynthesis (Elementary idea); Photochemical and biosynthetic phases of photosynthesis; Cyclic and non cyclic and photophosphorylation; Chemiosmotic hypothesis; Photorespiration C<sub>3</sub> and C<sub>4</sub> pathways; Factors affecting photosynthesis.
- Respiration: Exchange gases; Cellular respiration-glycolysis, fermentation (anaerobic), TCA cycle and electron transport system (aerobic); Energy relations-Number of ATP molecules generated; Amphibolic pathways; Respiratory quotient.
- Plant growth and development: Seed germination; Phases of Plant growth and plant growth rate; Conditions of growth; Differentiation, dedifferentiation and redifferentiation; Sequence of developmental process in a plant cell; Growth regulators-auxin, gibberellin, cytokinin, ethylene, ABA; Seed dormancy; Vernalisation; Photoperiodism

### UNIT V: Human Physiology

- Digestion and absorption; Alimentary canal and digestive glands; Role of digestive enzymes and gastrointestinal hormones; Peristalsis, digestion, absorption and assimilation of proteins, carbohydrates and fats; Caloric value of proteins, carbohydrates and fats; Egestion; Nutritional and digestive disorders – PEM, indigestion, constipation, vomiting, jaundice, diarrhea.
- Breathing and Respiration: Respiratory organs in animals (recall only); Respiratory system in humans; Mechanism of breathing and its regulation in humans-Exchange of gases, transport of gases and regulation of respiration Respiratory volumes; Disorders related to respiration-Asthma, Emphysema, Occupational respiratory disorders.
- Body fluids and circulation: Composition of blood, blood groups, coagulation of blood; Composition of lymph and its function; Human circulatory system-Structure of human heart and blood vessels; Cardiac cycle, cardiac output, ECG, Double circulation; Regulation of

cardiac activity; Disorders of circulatory system-Hypertension, Coronary artery disease, Angina pectoris, Heart failure.

- Excretory products and their elimination: Modes of excretion- Ammonotelism, ureotelism, uricotelism; Human excretory system-structure and function; Urine formation, Osmoregulation; Regulation of kidney function-Renin-angiotensin, Atrial Natriuretic Factor, ADH and Diabetes insipidus; Role of other organs in excretion; Disorders; Uraemia, Renal failure, Renal calculi, Nephritis; Dialysis and artificial kidney.
- Locomotion and Movement: Types of movement- ciliary, flagellar, muscular; Skeletal muscle- contractile proteins and muscle contraction; Skeletal system and its functions (To be dealt with the relevant practical of Practical syllabus); Joints; Disorders of muscular and skeletal system-Myasthenia gravis, Tetany, Muscular dystrophy, Arthritis, Osteoporosis, Gout.
- Neural control and coordination: Neuron and nerves; Nervous system in humans- central nervous system, peripheral nervous system and visceral nervous system; Generation and conduction of nerve impulse; Reflex action; Sense organs; Elementary structure and function of eye and ear.
- Chemical coordination and regulation: Endocrine glands and hormones; Human endocrine system-Hypothalamus, Pituitary, Pineal, Thyroid, Parathyroid, Adrenal, Pancreas, Gonads; Mechanism of hormone action (Elementary Idea); Role of hormones as messengers and regulators, Hypo- and hyperactivity and related disorders (Common disorders e.g. Dwarfism, Acromegaly, Cretinism, goiter, exophthalmic goiter, diabetes, Addison's disease).

*(Imp: Diseases and disorders mentioned above to be dealt in brief.)*

## CONTENTS OF CLASS XII SYLLABUS

### UNIT I: Reproduction

- Reproduction in organisms: Reproduction, a characteristic feature of all organisms for continuation of species; Modes of reproduction – Asexual and sexual; Asexual reproduction; Modes-Binary fission, sporulation, budding, gemmule, fragmentation; vegetative propagation in plants.
- Sexual reproduction in flowering plants: Flower structure; Development of male and female gametophytes; Pollination-types, agencies and examples; Outbreeding devices; Pollen-Pistil interaction; Double fertilization; Post fertilization events-Development of endosperm and embryo, Development of seed and formation of fruit; Special modes-apomixis, parthenocarpy, polyembryony; Significance of seed and fruit formation.
- Human Reproduction: Male and female reproductive systems; Microscopic anatomy of testis and ovary; Gametogenesis-spermatogenesis & oogenesis; Menstrual cycle; Fertilisation, embryo development upto blastocyst formation, implantation; Pregnancy and placenta formation (Elementary idea); Parturition (Elementary idea); Lactation (Elementary idea).
- Reproductive health: Need for reproductive health and prevention of sexually transmitted diseases (STD); Birth control-Need and Methods, Contraception and Medical Termination of Pregnancy (MTP); Amniocentesis; Infertility and assisted reproductive technologies – IVF, ZIFT, GIFT (Elementary idea for general awareness).

### UNIT II: Genetics and Evolution

- Heredity and variation: Mendelian Inheritance; Deviations from Mendelism-Incomplete dominance, Co-dominance, Multiple alleles and Inheritance of blood groups, Pleiotropy; Elementary idea of polygenic inheritance; Chromosome theory of inheritance; Chromosomes and genes; Sex determination-In humans, birds, honey bee; Linkage and crossing over; Sex linked inheritance-Haemophilia, Colour blindness; Mendelian disorders in humans-Thalassemia; Chromosomal disorders in humans; Down's syndrome, Turner's and Klinefelter's syndromes.
- Molecular basis of Inheritance: Search for genetic material and DNA as genetic material; Structure of DNA and RNA; DNA packaging; DNA replication; Central dogma; Transcription, genetic code, translation; Gene expression and regulation-Lac Operon; Genome and human genome project; DNA finger printing.
- Evolution: Origin of life; Biological evolution and evidences for biological evolution from Paleontology, comparative anatomy, embryology and molecular evidence); Darwin's contribution, Modern Synthetic theory of Evolution; Mechanism of evolution-Variation (Mutation and Recombination) and Natural Selection with examples, types of natural selection; Gene flow and genetic drift; Hardy-Weinberg's principle; Adaptive Radiation; Human evolution.

### UNIT III: Biology and Human Welfare

- Health and Disease; Pathogens; parasites causing human diseases (Malaria, Filariasis, Ascariasis, Typhoid, Pneumonia, common cold, amoebiasis, ring worm); Basic concepts of immunology-vaccines; Cancer, HIV and AIDS; Adolescence, drug and alcohol abuse.
- Improvement in food production; Plant breeding, tissue culture, single cell protein, Biofortification; Apiculture and Animal husbandry.

- Microbes in human welfare: In household food processing, industrial production, sewage treatment, energy generation and as biocontrol agents and biofertilizers.

#### **UNIT IV: Biotechnology and Its Applications**

- Principles and process of Biotechnology: Genetic engineering (Recombinant DNA technology).
- Application of Biotechnology in health and agriculture: Human insulin and vaccine production, gene therapy; Genetically modified organisms-Bt crops; Transgenic Animals; Biosafety issues-Biopiracy and patents.

#### **UNIT V: Ecology and environment**

- Organisms and environment: Habitat and niche; Population and ecological adaptations; Population interactions-mutualism, competition, predation, parasitism; Population attributes-growth, birth rate and death rate, age distribution.
- Ecosystem: Patterns, components; productivity and decomposition; Energy flow; Pyramids of number, biomass, energy; Nutrient cycling (carbon and phosphorous); Ecological succession; Ecological Services-Carbon fixation, pollination, oxygen release.
- Biodiversity and its conservation: Concept of Biodiversity; Patterns of Biodiversity; Importance of Biodiversity; Loss of Biodiversity; Biodiversity conservation; Hotspots, endangered organisms, extinction, Red Data Book, biosphere reserves, National parks and sanctuaries.
- Environmental issues: Air pollution and its control; Water pollution and its control; Agrochemicals and their effects; Solid waste management; Radioactive waste management; Greenhouse effect and global warning; Ozone depletion; Deforestation; Any three case studies as success stories addressing environmental issues.




**APPENDIX-II****LIST OF CITIES FOR CENTRES OF NATIONAL ELIGIBILITY CUM ENTRANCE TEST (UG) -2017**

STATE/UT	CITY	City Code	STATE/UT	CITY	City Code
ANDAMAN & NICOBAR	PORT BLAIR	901	MAHARASHTRA	AURANGABAD	944
ANDHRA PRADESH	VIJAYAWADA	902		MUMBAI	945
	VISAKHAPATNAM	903		NAGPUR	946
ARUNACHAL PRADESH	ITANAGAR	904		NASIK	947
ASSAM	DIBRUGARH	905		PUNE	948
	GUWAHATI	906		THANE	949
BIHAR	GAYA	907	MANIPUR	IMPHAL	950
	PATNA	908	MEGHALAYA	SHILLONG	951
CHANDIGARH	CHANDIGARH	909	MIZORAM	AIZAWL	952
CHHATTISGARH	RAIPUR	910	NAGALAND	DIMAPUR	953
DADRA & NAGAR HAVELI	DADRA & NAGAR HAVELI	911		KOHIMA	954
DAMAN & DIU	DAMAN	912	ODISHA	BEHRAMPUR	955
DELHI	DELHI (CENTRAL)	913		BHUBANESHWAR	956
	DELHI (EAST)	914		ROURKELA	957
	DELHI (NORTH)	915	PUDUCHERRY	PUDUCHERRY	958
	DELHI (SOUTH)	916	PUNJAB	BHATINDA	959
	DELHI (WEST)	917		JALANDHAR	960
GOA	PANAJI	918	RAJASTHAN	AJMER	961
GUJARAT	AHMEDABAD	919		JAIPUR	962
	RAJKOT	920		KOTA	963
	SURAT	921		UDAIPUR	964
	VADODARA	922	SIKKIM	GANGTOK	965
HARYANA	FARIDABAD	923	TAMIL NADU	CHENNAI	966
	GURGAON	924		COIMBATORE	967
HIMACHAL PRADESH	HAMIRPUR	925		MADURAI	968
	SHIMLA	926		SALEM	969
JAMMU & KASHMIR	JAMMU	927		TIRUCHIRAPALLI	970
	SRINAGAR	928	TELANGANA	HYDERABAD	971
JHARKHAND	BOKARO	929	WARANGAL	972	
	RANCHI	930	TRIPURA	AGARTALA	973
KARNATAKA	BANGALORE	931	UTTARAKHAND	DEHRADUN	974
	BELGAUM	932		HALDWANI	975
	GULBARGA	933	UTTAR PRADESH	BAREILLY	976
	MANGALORE	934		GHAZIABAD	977
KERALA	ERNAKULAM	935		JHANSI	978
	KOZHIKODE	936		LUCKNOW	979
	TRIVANDRUM	937		NOIDA	980
LAKSHADWEEP	KAVARATTI	938		VARANASI	981
MADHYA PRADESH	BHOPAL	939	WEST BENGAL	DURGAPUR	982
	GWALIOR	940		KOLKATA	983
	INDORE	941		SILIGURI	984
	JABALPUR	942			
	UJJAIN	943			

**SELF DECLARATION PROFORMA FOR CANDIDATES BELONGING TO  
ANDHRA PRADESH, TELANGANA AND J & K**

Regn.  
Number:



I, ..... Son/Daughter of .....

do hereby solemnly affirm and state as follows:

- 1 That I am not eligible to appear for the MBBS/BDS seats in states of Andhra Pradesh/ Telangana/J&K and hence not eligible to seek admission in Medical/Dental Colleges of Andhra Pradesh/ Telangana /J&K.
- 2 That I am not domiciled in Andhra Pradesh/ Telangana /J&K.
- 3 That I further declare that the said declaration is made by me on my own after knowing and understanding all the rules and its implications.
- 4 That if above statement of mine is found incorrect at any time, my candidature/ admission in NEET, MBBS/BDS respectively be cancelled and legal action as deemed fit may be initiated against me.

Date:

Right hand Index finger impression	Signature of candidate

Name:

Father's Name:

Mother's Name:

Address:

This declaration will be auto generated and submitted online only at the time of filling the online application form by the candidates belonging to Andhra Pradesh, Telangana and J & K and claiming 15% seats under All India Quota.

## STATE MEDICAL EDUCATION DIRECTORATES & OFFICES WHERE COUNSELING RELATED INFORMATION MAY BE AVAILABLE

<b>ANDAMAN &amp; NICOBAR ISLANDS</b>	
The Director (Health Services), Directorate of Health Services, Andaman & Nicobar Administration, Secretariat, Port Blair-744101	Telephone No. : 03192-233331 Fax No. : 03192-232910 Website : <a href="http://www.dhs.andaman.gov.in">www.dhs.andaman.gov.in</a> E-mail ID : <a href="mailto:dirdhs.and@nic.in">dirdhs.and@nic.in</a>
<b>ARUNACHAL PRADESH</b>	
The Director (Health Services), Directorate of Health Services Govt. of Arunachal Pradesh, Naharlagun, Arunachal Pradesh-791110 Distt. Papumpare	Telephone No. : 0360-2244248 Fax No. : 0360-2244182 Website : <a href="http://www.apdhte.nic.in/">http://www.apdhte.nic.in/</a> E-mail ID : <a href="mailto:dhsnlg@gmail.com">dhsnlg@gmail.com</a>
<b>ASSAM</b>	
The Director of Medical Education, Office of the Director of Medical Education, Sixmile, Khanapara, Guwahati, Assam, Pin-781022	Telephone No. : 0361-2366236 Fax No. : 0361-2366236 Website : <a href="http://www.dmeassam.gov.in">www.dmeassam.gov.in</a> E-mail ID : <a href="mailto:dmeassam@gmail.com">dmeassam@gmail.com</a> , <a href="mailto:dme@assam.gov.in">dme@assam.gov.in</a>
<b>ANDHRA PRADESH</b>	
The Director of Health, Directorate of Medical Education DM&HS Campus Koti, Hyderabad	Tel. (Off) : 040-24602514-16 Fax No. : 040-24656909, 24600769 Email : <a href="mailto:dmetelangana.gov.in">dmetelangana.gov.in</a> Website : <a href="mailto:dmetelangana@gmail.com">dmetelangana@gmail.com</a>
<b>BIHAR</b>	
The Director of Medical Education Directorate of Health Services, Department of Health & Family Welfare, VikasBhawan Patna-800001, Bihar	Telephone No. : 0612-2234992 Website : <a href="http://health.bih.nic.in/">http://health.bih.nic.in/</a> E-mail ID : <a href="mailto:as-health-bih@nic.in">as-health-bih@nic.in</a>
<b>CHANDIGARH</b>	
The Director Principal, Govt. Medical College Hospital, Sector-32, Chandigarh	Telephone No. : 0172-2601023-4321 Fax No. : 0772-2609360 Website : <a href="http://www.gmch.gov.in">www.gmch.gov.in</a> E-mail ID : <a href="mailto:dpgmcc@yahoo.com">dpgmcc@yahoo.com</a>
<b>CHHATISGARH</b>	
The Director of Medical Education Directorate of Medical Education Old Nurses Hostel, Mantralaya Complex, Raipur-492001, Chhatisgarh	Telephone No. : 0771-4264052, 2221621 Fax No. : 0771-2234451 Website : <a href="http://www.cgdme.in">www.cgdme.in</a> E-mail ID : <a href="mailto:cgdme@rediffmail.com">cgdme@rediffmail.com</a>
<b>DADAR AND NAGAR HAVELI</b>	
The Director of Education 1st Floor, Building No.5, P.W.D. Office Complex, Dadra and Nagar Haveli, Silvassa.	Telephone No. : 0260-2630792 Fax No. : 0260-2642006 Website : <a href="http://dnh.nic.in/">http://dnh.nic.in/</a> E-mail ID : <a href="mailto:asde-admn-dnh@nic.in">asde-admn-dnh@nic.in</a>

<b>DAMAN &amp; DIU (UT)</b>	
The Assistant Director (Technical Education) UT Administration of Daman & Diu Government Polytechnic, Varkund, MotaFalia Nani Daman-396210	Telephone No. : 0260-2231707, 2230468 Fax No. : 0260-2251351 Website : <a href="http://daman.nic.in">http://daman.nic.in</a> E-mail ID : <a href="mailto:pers.dd@nic.in">pers.dd@nic.in</a> , <a href="mailto:ceodp-dmn-dd@nic.in">ceodp-dmn-dd@nic.in</a>
<b>DELHI</b>	
The Director Health Services, Directorate of Health Services, F-17, Karkardooma, Delhi-110 032	Telephone No. : 011-22309220, Website : <a href="http://www.Health.delhigovt.nic.in">www. Health.delhigovt.nic.in</a> E-mail ID : <a href="mailto:dirdhs@nic.in">dirdhs@nic.in</a>
<b>GOA</b>	
The Assistant Director, Centralized Admission Division (CAD) Directorate of Technical Education, Alto-Porvorim, Goa-403571	Telephone No. : 0832-2416370 Fax No. : 0832-2413572 Website : <a href="http://www.dtegoa.gov.in">www.dtegoa.gov.in</a> E-mail ID : <a href="mailto:dir-dte.goa@nic.in">dir-dte.goa@nic.in</a>
<b>GUJARAT</b>	
The Dean B.J. Medical College, IA Sarwa, Ahmedabad Gujarat	Telephone No. : 079-22680074 Fax No. : 079-22683067 Website : <a href="http://www.bjmc.org">www.bjmc.org</a> E-mail ID : <a href="mailto:dean.bjmc@hotmail.com">dean.bjmc@hotmail.com</a>
<b>HARYANA</b>	
The Director, Medical Education & Research Haryana ParyatanBhawan, Bays No.55-58, Sector-2, Panchkula.	Telephone No. : 0172-2560799 Fax No. : 0172-2566556 Website : <a href="http://haryanahealth.nic.in">haryanahealth.nic.in</a> E-mail ID : <a href="mailto:dmer.haryana@gmail.com">dmer.haryana@gmail.com</a>
<b>HIMACHAL PRADESH</b>	
The Director, Medical Education & Research, Block No.06, SDA Complex, Kusumti, Shimla-171009.	Telephone No. : 0177-2624895 Fax No. : 0177-2620733 Website : <a href="http://www.hp.gov.in/hpdmer">www.hp.gov.in/hpdmer</a> E-mail ID : <a href="mailto:directorateme@yahoo.com">directorateme@yahoo.com</a>
<b>JAMMU &amp; KASHMIR</b>	
The Director (Health Services) Directorate of Health Services, Jammu Division, Near MLA's Hostel, Jammu Tawi Jammu - 180001	Telephone No. : 0191-2546338 (O) Fax No. : 0191-2549632, 2566599 Website : <a href="http://www.jkhealth.org">http://www.jkhealth.org</a> E-mail ID : <a href="mailto:dhsjammu@rediffmail.com">dhsjammu@rediffmail.com</a>
The Director (Health Services) Directorate of Health Services, Old Secretariat (J & K), Srinagar, Kashmir	Telephone No. : 0194-2452052 (O) Fax No. : 0194-24527313 Website : <a href="http://www.jkhealth.org">http://www.jkhealth.org</a> E-mail ID : <a href="mailto:amarist786@gmail.com">amarist786@gmail.com</a> , <a href="mailto:dhsk76@gmail.com">dhsk76@gmail.com</a>
<b>JHARKHAND</b>	
The Controller of Examination Jharkhand Combined Entrance Competitive Examination Board, Science & Technology Campus, SirkhaToli, Namkum-Tupudana Road, Namkum, Ranchi -834023	Telephone No. : 0651-6999170-71 Fax No. : 0651-2230336 Website : <a href="http://www.jceceb.jharkhand.gov.in">www.jceceb.jharkhand.gov.in</a> E-mail ID : <a href="mailto:jceceboard@gmail.com">jceceboard@gmail.com</a>

<b>KARNATAKA</b>	
The Executive Director Karnataka Examinations Authority 18th Cross, Sampige Road, Malleshwaram, Bangalore-560 012.	Telephone No. : 080-2360460 Fax No. : 080-23461576 Website : kea.kar.nic.in E-mail ID : keauthority-ka@nic.in
<b>KERALA</b>	
The Commissioner for Entrance Examinations Vth Floor, Housing Board Buildings, Santhi Nagar, Thiruvananthapuram-695001	Telephone No. : 0471-2332120, 2338487 Fax No. : 0471-2337228 Website : www.cee-kerala.org E-mail ID : ceekinfo@cee.kerala.gov.in
<b>LAKSHADWEEP (UT)</b>	
The Director of Education, Department of Education UT of Lakshadweep.	Telephone No. : 04896-262241 Fax No. : 04896-262264 Website : www.lakshadweep.nic.in E-mail ID : lk-doe@hub.nic.in
<b>MAHARASHTRA</b>	
The Director Medical Education & Research, St. Georges Hospital Campus, Govt. Dental College Building, 4th Floor, Near CST Railway Station, Mumbai-400 001.	Telephone No. : 022-22620361-365, Fax No. : 022-22620562/22652168 Website : www.dmer.org E-mail ID : dmercetcell@gmail.com
<b>MIZORAM</b>	
The Director, Higher & Technical Education, Govt. of Mizoram, Mcdonald Hill, Zarkawt, Aizawl, Mizoram	Telephone No. : 0389-2340926 Fax No. : 0389-2340927 Website : <a href="http://healthmizoram.nic.in">http://healthmizoram.nic.in</a> E-mail ID : director_htemz@yahoo.com
<b>MADHYA PRADESH</b>	
The Director Directorate of Medical Education, SatpuraBhawan, Bhopal, Madhya Pradesh	Telephone No. : 0755-2551307, 2551719 Website : www.medicaleducation.mp.gov.in E-mail ID : dme12001@yahoo.com
<b>MANIPUR</b>	
The Director, (Medical Education) Directorate of Health Services, Imphal, Manipur	Telephone No. : 0385-2411484, 2414629 Fax No. : 0364-2414625 Website : <a href="http://rims.edu.in">http://rims.edu.in</a> E-mail ID : director@rims.edu.in
<b>MEGHALAYA</b>	
The Commissioner & Secretary, Health & Family Welfare, Meghalaya Secretariat, Addl. Building, R.No.315, Shillong-793001 Meghalaya.	Telephone No. : 0364-2223760 Website : www.meghealth.gov.in E-mail ID : kmarb2007@gmail.com



<b>NAGALAND</b>	
The Director Directorate of Technical Education, Kohima, Nagaland	Telephone No. : 0370-2270409 Fax No. : 0370-2270409 Website : <a href="http://www.dtenagaland.org.in">www.dtenagaland.org.in</a> E-mail ID : <a href="mailto:direch.edu-ng@nic.in">direch.edu-ng@nic.in</a> , <a href="mailto:mhasetonakro@yahoo.com">mhasetonakro@yahoo.com</a>
<b>ODISHA</b>	
The Chairman Odisha Joint Entrance Examination JEE Cell, Gandamunda, Khandagiri, Dist. Khurda, Bhubaneswar-751030	Telephone No. : 0674-652455-58 Fax No. : 0674-2352457 Website : <a href="http://www.odishajee.com">www.odishajee.com</a> , <a href="http://www.ojee.nic.in">www.ojee.nic.in</a> E-mail ID : <a href="mailto:odishajee2015@gmail.com">odishajee2015@gmail.com</a>
<b>PUDUCHERRY (UT)</b>	
The Director (Health) Directorate of Medical & F.W. Services, Housing Board Building, Opposite LIC, Health Department Complex, Puducherry-605001	Telephone No. : 0413-2229355 (O) Fax No. : 0413-2339351 Website : <a href="http://health.puducherry.gov.in">http://health.puducherry.gov.in</a> E-mail ID : <a href="mailto:dms.pon@nic.in">dms.pon@nic.in</a>
<b>PUNJAB</b>	
The Vice-Chancellor, Baba Farid University of Health Sciences, Sadiq Road, Faridkot-151203 (Punjab)	Telephone No. : 01639-256232, 256236, 257883-84 Fax No. : 01639-256234, 01639-256235 Website : <a href="http://www.bfuhs.ac.in">www.bfuhs.ac.in</a> E-mail ID : <a href="mailto:generalinfo@bfuhs.ac.in">generalinfo@bfuhs.ac.in</a>
<b>RAJASTHAN</b>	
The Secretary (Medical Education) Directorate of Medical Education Govt. Secretariat Building, C-Scheme, Jaipur.	Telephone No. : 0141-2227132 Fax No. : 0141-2227797 Website : <a href="http://www.medicaleducation.rajasthan.gov.in">www.medicaleducation.rajasthan.gov.in</a> E-mail ID : <a href="mailto:pshrajasthan@gmail.com">pshrajasthan@gmail.com</a>
<b>SIKKIM</b>	
The Secretary Human Resource Development Department, Govt. of Sikkim, Tashiling, Gangtok – 737103	Tel. (Off) : 03592-203050, 03592-221611 Fax No. : 03592-221611 website : <a href="http://sikkimhrdd.org">sikkimhrdd.org</a> E-mail ID : <a href="mailto:techedusk@gmail.com">techedusk@gmail.com</a>
<b>TAMIL NADU</b>	
The Director (Public Health and Preventive Medicine) Directorate of Health Services, 359, Anna Salai, Teynampet, Chennai-600006	Telephone No. : 044-24320802 Fax No. : 044-24323942 Website : <a href="http://www.tnhealth.org">http://www.tnhealth.org</a> E-mail ID : <a href="mailto:dphpm@rediffmail.com">dphpm@rediffmail.com</a>
<b>TRIPURA</b>	
The Director (Medical Education) 2 <sup>nd</sup> Floor Tripura AIDS Controll Society Building Opp. IGM Hospital Agartala, Tripura-799001	Telephone No. : 0381-2325232 (O) Fax No. : 0381-2325232 Website : <a href="http://www.tripurahealthservices.in">http://www.tripurahealthservices.in</a> E-mail ID : <a href="mailto:directormetripura@gmail.com">directormetripura@gmail.com</a>
<b>UTTRAKHAND</b>	
The Director General Directorate of Medical Education, 107, Chander Nagar, Dehradun, Uttarakhand.	Telephone No. : 0135-2723026, 2723028 Fax No. : 0135-2723027 Website : <a href="http://www.ua.nic.in">www.ua.nic.in</a> E-mail ID : <a href="mailto:medicaleducation11@gmail.com">medicaleducation11@gmail.com</a>

<b>UTTAR PRADESH</b>	
The Director General (Medical Education & Training) 6th Floor, JawaharBhawan, Ashok Marg, Lucknow(UP)	Telephone No. : 0522-2287653 Fax No. : 0522-2288193 Website : www.updgme.in E-mail ID : dgmededu@gmail.com
<b>WEST BENGAL</b>	
The Chairman Central Selection Committee Medical College, 88, College Street, Kolkata-700 073.	Telephone No. : 033-22123853, 22551633 Fax No. : 033-22123770 Website : medicalcollegekolkata.org. E-mail ID : lahiritapan@yahoo.co.in
<b>DGHS</b>	
<b>Prof(Dr) B. Srinivas</b> <b>The Assistant Director General (ME),</b> Directorate General Of Health Services Room No.352, 'A' Wing, NirmanBhawan, New Delhi	Telephone No. : 011-23062493 Fax No. : 011-23061907 Website : WWW.MCC.NIC.IN E-Mail ID : AIQPMT-MCC@NIC.IN
<b>AFMC, PUNE</b>	
The Nodal Officer, Room No.48A, 'M' Block, DGAFMS/DG-1D, Ministry of Defence, New Delhi.	Telephone No. : 011-23092349 Fax No. : 011-23092562/23092992 Website : <a href="http://www.afmc.nic.in">www.afmc.nic.in</a> , <a href="http://www.afmcdg1d.gov.in">www.afmcdg1d.gov.in</a> E-mail ID : <a href="mailto:ojcexams.afmc@nic.in">ojcexams.afmc@nic.in</a> , <a href="mailto:afmcdg1d@nic.in">afmcdg1d@nic.in</a> , _____ <a href="mailto:ojcadmission@gmail.com">ojcadmission@gmail.com</a>
<b>DELHI UNIVERSITY</b>	
The Dean, Faculty of Medical Sciences, VPCI Building, 6th Floror, University of Delhi, Delhi-110 007	Telephone No. : 011-27662764, 27667647, 27662208 Fax No. : 011-27662763 Website : www.fmssc.ac.in E-mail ID : dean-medical@du.ac.in

**LIST OF STATE CODES**

<b>NAME OF THE STATE/UT</b>	<b>CODE No.</b>
Jammu and Kashmir	01
Himachal Pradesh	02
Punjab	03
Chandigarh	04
Uttarakhand	05
Haryana	06
Delhi	07
Rajasthan	08
Uttar Pradesh	09
Bihar	10
Sikkim	11
Arunachal Pradesh	12
Nagaland	13
Manipur	14
Mizoram	15
Tripura	16
Meghalaya	17
Assam	18
West Bengal	19
Jharkhand	20
Odisha	21
Chhattisgarh	22
Madhya Pradesh	23
Gujarat	24
Daman & Diu	25
Dadra & Nagar Haveli	26
Maharashtra	27
Andhra Pradesh	28
Karnataka	29
Goa	30
Lakshadweep	31
Kerala	32
Tamil Nadu	33
Puducherry	34
Andaman & Nicobar Islands	35
Telangana	36

Foreign Nations will select the name of their country at the appropriate place.

## APPENDIX – VI

### LIST OF CODE OF OCCUPATION

(For Father's/Guardian's/Mother's only)

<b>Occupation</b>	<b>Code</b>
Agriculture	01
Business	02
Medical	03
Engineering	04
Law practice	05
Government service	06
Public sector service	07
Private service	08
Teaching/research	09
Other(including house wife)	10

### LIST OF CODE OF INCOME

(For Father's/Guardian's/Mother's only)

<b>Income</b>	<b>Code</b>
Upto Rs.25000	01
Rs.25001-50000	02
Rs 50001-75000	03
Rs 75001-100000	04
Rs.100001-200000	05
Rs.200001 – 450000	06
Rs.450001 – 550000	07
Rs.550001 – 650000	08
Rs.650001 AND ABOVE	09

### LIST OF CODE OF QUALIFICATION

(For Father's/Guardian's/Mother's only)

<b>Qualification</b>	<b>Code</b>
Illiterate	01
Below class X	02
Class X and class XII	03
Diploma in Engineering	04
Graduate – BA/BSc/BCom/BCA	05
Engineering Graduate – BE/BTech/BSc(Engg)	06
Medicine Graduate – MBBS/BDS/BUMS/BVSC	07
Law Graduate – LLB	08
Post graduate – MA/MSc/MCom/MCA	09
Engineering Post Graduate – ME/MTech/MSc(Tech)	10
Medical Post Graduate – MD/MS/MVSc	11
Law Post Graduate – LLM	12
MBA/CA/ICWA	13
PhD/DPhil/DSc/DM	14

## LIST OF CODES OF THE SCHOOL EDUCATION BOARDS OF CLASS XII

BOARDS	CODES
Andhra Pradesh Board of Intermediate Education	01
Assam Higher Secondary Education Council	02
Bihar Intermediate Education Council	03
Central Board of Secondary Education	04
Chhattisgarh Madhyamik Shiksha Mandal	05
Council for the Indian School Certificate Examinations	06
Goa Board of Secondary and Higher Secondary Education	07
Gujarat Secondary Education Board	08
Haryana Board of Education	09
H P Board of School Education	10
J & K State Board of School Education	11
Jharkhand Academy Council	12
Karnataka Board of Pre-University Education	13
Kerala Board of Public Examinations	14
Madhya Pradesh Board of Secondary Education	15
Maharashtra State Board of Secondary & Higher Secondary Education	16
Manipur Council of Higher Secondary Education	17
Meghalaya Board of Secondary Education	18
Mizoram Board of School Education	19
Nagaland Board of School Education	20
Orissa Council of Higher Secondary Education	21
Punjab School Education Board	22
Rajasthan Board of Secondary Education	23
Tamil Nadu Board of Higher Secondary Education	24
Tripura Board of Secondary Education	25
U.P. Board of High School & Intermediate Education	26
Uttaranchal Shiksha Evam Pariksha Parishad	27
West Bengal Council of Higher Secondary Education	28
National Institute of Open Schooling	29
Jamia Milia Islamia, New Delhi	30
Aligarh Muslim University, Aligarh	31
Dayalbagh Education Institute, Agra	32
Banasthali Vidyapeeth, Rajasthan	33
Vishwa Bharti University, Shantiniketan, Birbhoom, West Bengal	34
Rajiv Gandhi University of Knowledge Technologies, Hyderabad	35
Haryana Open School, Bhiwani	36
Rajasthan State Open School, Jaipur	37
MP State Open School, Bhopal	38
Andhra Pradesh Open School Society	39
Bihar Board of Open Schooling Examination	40
Chhattisgarh State open School	41
Telangana State Board of Intermediate Education	42
Other	99

Specimen copy of the Answer Sheet

ANSWER SHEET

SIDE-1

FILL IN THE FOLLOWING ENTRIES WITH BLUE/BLACK

BALL POINT PEN ONLY

ROLL NUMBER (IN NUMERALS)

--	--	--	--	--	--	--

ROLL NUMBER IN WORDS (in running hand)

NAME OF THE CANDIDATE ( IN CAPITAL LETTERS )

FATHER'S NAME ( IN CAPITAL LETTERS )

CENTRE NUMBER

CENTRE OF EXAMINATION (in running hand)

पृष्ठ-2 पर उत्तर अंकित करने के लिये अनुरोध

INSTRUCTIONS FOR MARKING ON SIDE-2



- केवल नीले/ काले बाल पेन से सही गोले को गहरे निशान से भरिए।  
Use Only Blue/Black Ball Point Pen to Darken the appropriate Circle.
- कृपया पूरे गोले को गहरे निशान से भरिए।  
Please darken the complete circle.
- प्रत्येक प्रश्न का उत्तर केवल एक ही पूरे गोले में गहरा निशान लगाकर दीजिए जैसा नीचे दिखाया गया है।  
Darken ONLY ONE CIRCLE for each Question as shown below :

गलत Wrong	गलत Wrong	गलत Wrong	गलत Wrong	सही Correct
● ② ③ ●	● X ② ③ ●	● X ② ③ ✓	● ② ③ ④	① ② ③ ●

- किसी उत्तर के लिए एक बार गोले में निशान लगाने के पश्चात कोई परिवर्तन अनुमत्त नहीं है।  
No Change in the Answer once marked is allowed.
- उत्तर पत्रिका पर अन्य कहीं कोई निशान न लगाइए।  
Please do not make any stray marks on the Answer Sheet.
- इस उत्तर पत्रिका पर कच्चा काम करना मना है।  
Rough work must not be done on the Answer Sheet.
- प्रत्येक प्रश्न का उत्तर, उत्तर-पत्रिका में दिए गए क्रमांक के सामने संगत गोले में निशान लगाकर दीजिए।  
Mark your answer only in the appropriate space in the Answer Sheet against the number corresponding to the question.

EXAMPLE:

ROLL NUMBER IN WORDS (in running hand): Twelve lakh fifty two thousand seven hundred and thirty five

EXAMPLES - HOW TO FILL AND MARK ON SIDE -2 ( WITH BLUE/BLACK BALL POINT PEN ONLY )

<p>If your Roll No. is 11252735</p> <p>Roll No.</p> <table border="1"> <tr><td>1</td><td>1</td><td>2</td><td>5</td><td>2</td><td>7</td><td>3</td><td>5</td></tr> <tr><td>●</td><td>●</td><td>①</td><td>①</td><td>①</td><td>①</td><td>①</td><td>①</td></tr> <tr><td>②</td><td>②</td><td>●</td><td>●</td><td>②</td><td>②</td><td>②</td><td>②</td></tr> <tr><td>③</td><td>③</td><td>③</td><td>③</td><td>③</td><td>●</td><td>③</td><td>③</td></tr> <tr><td>④</td><td>④</td><td>④</td><td>④</td><td>④</td><td>④</td><td>④</td><td>④</td></tr> <tr><td>⑤</td><td>⑤</td><td>⑤</td><td>●</td><td>⑤</td><td>⑤</td><td>⑤</td><td>●</td></tr> <tr><td>⑥</td><td>⑥</td><td>⑥</td><td>⑥</td><td>⑥</td><td>⑥</td><td>⑥</td><td>⑥</td></tr> <tr><td>⑦</td><td>⑦</td><td>⑦</td><td>⑦</td><td>●</td><td>⑦</td><td>⑦</td><td>⑦</td></tr> <tr><td>⑧</td><td>⑧</td><td>⑧</td><td>⑧</td><td>⑧</td><td>⑧</td><td>⑧</td><td>⑧</td></tr> <tr><td>⑨</td><td>⑨</td><td>⑨</td><td>⑨</td><td>⑨</td><td>⑨</td><td>⑨</td><td>⑨</td></tr> <tr><td>⑩</td><td>⑩</td><td>⑩</td><td>⑩</td><td>⑩</td><td>⑩</td><td>⑩</td><td>⑩</td></tr> </table>	1	1	2	5	2	7	3	5	●	●	①	①	①	①	①	①	②	②	●	●	②	②	②	②	③	③	③	③	③	●	③	③	④	④	④	④	④	④	④	④	⑤	⑤	⑤	●	⑤	⑤	⑤	●	⑥	⑥	⑥	⑥	⑥	⑥	⑥	⑥	⑦	⑦	⑦	⑦	●	⑦	⑦	⑦	⑧	⑧	⑧	⑧	⑧	⑧	⑧	⑧	⑨	⑨	⑨	⑨	⑨	⑨	⑨	⑨	⑩	⑩	⑩	⑩	⑩	⑩	⑩	⑩	<p>If your Centre No. is 1126</p> <p>Centre No.</p> <table border="1"> <tr><td>1</td><td>1</td><td>2</td><td>6</td></tr> <tr><td>●</td><td>●</td><td>①</td><td>①</td></tr> <tr><td>②</td><td>②</td><td>●</td><td>②</td></tr> <tr><td>③</td><td>③</td><td>③</td><td>③</td></tr> <tr><td>④</td><td>④</td><td>④</td><td>④</td></tr> <tr><td>⑤</td><td>⑤</td><td>⑤</td><td>⑤</td></tr> <tr><td>⑥</td><td>⑥</td><td>●</td><td>⑥</td></tr> <tr><td>⑦</td><td>⑦</td><td>⑦</td><td>⑦</td></tr> <tr><td>⑧</td><td>⑧</td><td>⑧</td><td>⑧</td></tr> <tr><td>⑨</td><td>⑨</td><td>⑨</td><td>⑨</td></tr> <tr><td>⑩</td><td>⑩</td><td>⑩</td><td>⑩</td></tr> </table>	1	1	2	6	●	●	①	①	②	②	●	②	③	③	③	③	④	④	④	④	⑤	⑤	⑤	⑤	⑥	⑥	●	⑥	⑦	⑦	⑦	⑦	⑧	⑧	⑧	⑧	⑨	⑨	⑨	⑨	⑩	⑩	⑩	⑩	<p>If your Test Booklet No. is 135364</p> <p>Test Booklet No.</p> <table border="1"> <tr><td>1</td><td>3</td><td>5</td><td>3</td><td>6</td><td>4</td></tr> <tr><td>●</td><td>①</td><td>①</td><td>①</td><td>①</td><td>①</td></tr> <tr><td>②</td><td>②</td><td>②</td><td>②</td><td>②</td><td>②</td></tr> <tr><td>③</td><td>●</td><td>③</td><td>●</td><td>③</td><td>③</td></tr> <tr><td>④</td><td>④</td><td>④</td><td>④</td><td>④</td><td>④</td></tr> <tr><td>⑤</td><td>⑤</td><td>●</td><td>⑤</td><td>⑤</td><td>⑤</td></tr> <tr><td>⑥</td><td>⑥</td><td>⑥</td><td>●</td><td>⑥</td><td>⑥</td></tr> <tr><td>⑦</td><td>⑦</td><td>⑦</td><td>⑦</td><td>⑦</td><td>⑦</td></tr> <tr><td>⑧</td><td>⑧</td><td>⑧</td><td>⑧</td><td>⑧</td><td>⑧</td></tr> <tr><td>⑨</td><td>⑨</td><td>⑨</td><td>⑨</td><td>⑨</td><td>⑨</td></tr> <tr><td>⑩</td><td>⑩</td><td>⑩</td><td>⑩</td><td>⑩</td><td>⑩</td></tr> </table>	1	3	5	3	6	4	●	①	①	①	①	①	②	②	②	②	②	②	③	●	③	●	③	③	④	④	④	④	④	④	⑤	⑤	●	⑤	⑤	⑤	⑥	⑥	⑥	●	⑥	⑥	⑦	⑦	⑦	⑦	⑦	⑦	⑧	⑧	⑧	⑧	⑧	⑧	⑨	⑨	⑨	⑨	⑨	⑨	⑩	⑩	⑩	⑩	⑩	⑩	<p>If your Response to Question Number 027 is (2)</p> <p>Q.No. Response</p> <p>027 ① ● ③ ④</p>	<p><b>IMPORTANT</b></p> <p>The candidate should check carefully that the Test Booklet Code printed on Side-2 of the Answer Sheet is the same as printed on Test Booklet. In case of discrepancy, the candidate should immediately report the matter to the invigilator for replacement of both the Test Booklet and the Answer Sheet.</p>
1	1	2	5	2	7	3	5																																																																																																																																																																																																			
●	●	①	①	①	①	①	①																																																																																																																																																																																																			
②	②	●	●	②	②	②	②																																																																																																																																																																																																			
③	③	③	③	③	●	③	③																																																																																																																																																																																																			
④	④	④	④	④	④	④	④																																																																																																																																																																																																			
⑤	⑤	⑤	●	⑤	⑤	⑤	●																																																																																																																																																																																																			
⑥	⑥	⑥	⑥	⑥	⑥	⑥	⑥																																																																																																																																																																																																			
⑦	⑦	⑦	⑦	●	⑦	⑦	⑦																																																																																																																																																																																																			
⑧	⑧	⑧	⑧	⑧	⑧	⑧	⑧																																																																																																																																																																																																			
⑨	⑨	⑨	⑨	⑨	⑨	⑨	⑨																																																																																																																																																																																																			
⑩	⑩	⑩	⑩	⑩	⑩	⑩	⑩																																																																																																																																																																																																			
1	1	2	6																																																																																																																																																																																																							
●	●	①	①																																																																																																																																																																																																							
②	②	●	②																																																																																																																																																																																																							
③	③	③	③																																																																																																																																																																																																							
④	④	④	④																																																																																																																																																																																																							
⑤	⑤	⑤	⑤																																																																																																																																																																																																							
⑥	⑥	●	⑥																																																																																																																																																																																																							
⑦	⑦	⑦	⑦																																																																																																																																																																																																							
⑧	⑧	⑧	⑧																																																																																																																																																																																																							
⑨	⑨	⑨	⑨																																																																																																																																																																																																							
⑩	⑩	⑩	⑩																																																																																																																																																																																																							
1	3	5	3	6	4																																																																																																																																																																																																					
●	①	①	①	①	①																																																																																																																																																																																																					
②	②	②	②	②	②																																																																																																																																																																																																					
③	●	③	●	③	③																																																																																																																																																																																																					
④	④	④	④	④	④																																																																																																																																																																																																					
⑤	⑤	●	⑤	⑤	⑤																																																																																																																																																																																																					
⑥	⑥	⑥	●	⑥	⑥																																																																																																																																																																																																					
⑦	⑦	⑦	⑦	⑦	⑦																																																																																																																																																																																																					
⑧	⑧	⑧	⑧	⑧	⑧																																																																																																																																																																																																					
⑨	⑨	⑨	⑨	⑨	⑨																																																																																																																																																																																																					
⑩	⑩	⑩	⑩	⑩	⑩																																																																																																																																																																																																					

SIDE-2

Answer Sheet No.

ROLL No.

CENTRE No.

TEST BOOKLET No.

1	1	1	1	1	1	1	1
2	2	2	2	2	2	2	2
3	3	3	3	3	3	3	3
4	4	4	4	4	4	4	4
5	5	5	5	5	5	5	5
6	6	6	6	6	6	6	6
7	7	7	7	7	7	7	7
8	8	8	8	8	8	8	8
9	9	9	9	9	9	9	9
0	0	0	0	0	0	0	0

1	1	1	1
2	2	2	2
3	3	3	3
4	4	4	4
5	5	5	5
6	6	6	6
7	7	7	7
8	8	8	8
9	9	9	9
0	0	0	0

1	1	1	1	1	1
2	2	2	2	2	2
3	3	3	3	3	3
4	4	4	4	4	4
5	5	5	5	5	5
6	6	6	6	6	6
7	7	7	7	7	7
8	8	8	8	8	8
9	9	9	9	9	9
0	0	0	0	0	0

Test Booklet Code

A



Q.No.	Response	Q.No.	Response	Q.No.	Response	Q.No.	Response	Q.No.	Response
001	1 2 3 4	037	1 2 3 4	073	1 2 3 4	109	1 2 3 4	145	1 2 3 4
002	1 2 3 4	038	1 2 3 4	074	1 2 3 4	110	1 2 3 4	146	1 2 3 4
003	1 2 3 4	039	1 2 3 4	075	1 2 3 4	111	1 2 3 4	147	1 2 3 4
004	1 2 3 4	040	1 2 3 4	076	1 2 3 4	112	1 2 3 4	148	1 2 3 4
005	1 2 3 4	041	1 2 3 4	077	1 2 3 4	113	1 2 3 4	149	1 2 3 4
006	1 2 3 4	042	1 2 3 4	078	1 2 3 4	114	1 2 3 4	150	1 2 3 4
007	1 2 3 4	043	1 2 3 4	079	1 2 3 4	115	1 2 3 4	151	1 2 3 4
008	1 2 3 4	044	1 2 3 4	080	1 2 3 4	116	1 2 3 4	152	1 2 3 4
009	1 2 3 4	045	1 2 3 4	081	1 2 3 4	117	1 2 3 4	153	1 2 3 4
010	1 2 3 4	046	1 2 3 4	082	1 2 3 4	118	1 2 3 4	154	1 2 3 4
011	1 2 3 4	047	1 2 3 4	083	1 2 3 4	119	1 2 3 4	155	1 2 3 4
012	1 2 3 4	048	1 2 3 4	084	1 2 3 4	120	1 2 3 4	156	1 2 3 4
013	1 2 3 4	049	1 2 3 4	085	1 2 3 4	121	1 2 3 4	157	1 2 3 4
014	1 2 3 4	050	1 2 3 4	086	1 2 3 4	122	1 2 3 4	158	1 2 3 4
015	1 2 3 4	051	1 2 3 4	087	1 2 3 4	123	1 2 3 4	159	1 2 3 4
016	1 2 3 4	052	1 2 3 4	088	1 2 3 4	124	1 2 3 4	160	1 2 3 4
017	1 2 3 4	053	1 2 3 4	089	1 2 3 4	125	1 2 3 4	161	1 2 3 4
018	1 2 3 4	054	1 2 3 4	090	1 2 3 4	126	1 2 3 4	162	1 2 3 4
019	1 2 3 4	055	1 2 3 4	091	1 2 3 4	127	1 2 3 4	163	1 2 3 4
020	1 2 3 4	056	1 2 3 4	092	1 2 3 4	128	1 2 3 4	164	1 2 3 4
021	1 2 3 4	057	1 2 3 4	093	1 2 3 4	129	1 2 3 4	165	1 2 3 4
022	1 2 3 4	058	1 2 3 4	094	1 2 3 4	130	1 2 3 4	166	1 2 3 4
023	1 2 3 4	059	1 2 3 4	095	1 2 3 4	131	1 2 3 4	167	1 2 3 4
024	1 2 3 4	060	1 2 3 4	096	1 2 3 4	132	1 2 3 4	168	1 2 3 4
025	1 2 3 4	061	1 2 3 4	097	1 2 3 4	133	1 2 3 4	169	1 2 3 4
026	1 2 3 4	062	1 2 3 4	098	1 2 3 4	134	1 2 3 4	170	1 2 3 4
027	1 2 3 4	063	1 2 3 4	099	1 2 3 4	135	1 2 3 4	171	1 2 3 4
028	1 2 3 4	064	1 2 3 4	100	1 2 3 4	136	1 2 3 4	172	1 2 3 4
029	1 2 3 4	065	1 2 3 4	101	1 2 3 4	137	1 2 3 4	173	1 2 3 4
030	1 2 3 4	066	1 2 3 4	102	1 2 3 4	138	1 2 3 4	174	1 2 3 4
031	1 2 3 4	067	1 2 3 4	103	1 2 3 4	139	1 2 3 4	175	1 2 3 4
032	1 2 3 4	068	1 2 3 4	104	1 2 3 4	140	1 2 3 4	176	1 2 3 4
033	1 2 3 4	069	1 2 3 4	105	1 2 3 4	141	1 2 3 4	177	1 2 3 4
034	1 2 3 4	070	1 2 3 4	106	1 2 3 4	142	1 2 3 4	178	1 2 3 4
035	1 2 3 4	071	1 2 3 4	107	1 2 3 4	143	1 2 3 4	179	1 2 3 4
036	1 2 3 4	072	1 2 3 4	108	1 2 3 4	144	1 2 3 4	180	1 2 3 4

Before handing over the Answer Sheet to the invigilator, the candidate should check that Roll No., Centre No. & Test Booklet No. have been filled in and marked correctly.

SIGNATURE OF CANDIDATE (in running hand)

SIGNATURE OF INVIGILATOR



**DETAILS OF MEDICAL/DENTAL COLLEGES**

- The list of Medical Colleges is available on website <http://www.mciindia.org/>.
- The list of Dental Colleges is available on website <http://www.dciindia.org.in/>.





**CERTIFICATE OF LOCOMOTOR DISABILITY**

(For Admission to Medical Courses in All India Quota)

Vardhman Mahavir Medical College & Safdarjang Hospital, New Delhi – 110029  
All India Institute of Physical Medicine and Rehabilitation, Hazi Ali, Mumbai – 100034  
Institute of Post Graduate Medical Education & Research, Kolkata – 700020  
Madras Medical College, Park Town, Chennai – 600003  
(Select and tick-mark any one of the above)

Certificate No. \_\_\_\_\_ Dated \_\_\_\_\_

This is to certify that Dr./Mr./Ms. \_\_\_\_\_

Aged \_\_\_\_\_ Years Son/Daughter of Mr. \_\_\_\_\_

R/o \_\_\_\_\_

Rank No. \_\_\_\_\_ is suffering From \_\_\_\_\_ (Name of

The Disease) and has Permanent Physical Impairment (PPI) of Left/Right/Both Lower Limb. He/She is Locomotor disabled and has the percentage of \_\_\_\_\_ (in words) \_\_\_\_\_ (in Figure) of (40% - 70%) disability of lower limbs.

He/She is eligible/NOT eligible for admission in Medical/Dental Courses as per the MCI/DCI guidelines subject to his being otherwise medically fit.

Recent Passport size photograph of the candidate duly attested by the issuing authority

Sign.& Name \_\_\_\_\_  
(Specialist, Deptt.PMR)

Sign. & Name \_\_\_\_\_  
(Specialist, Deptt.Ortho.)

Sign. & Name \_\_\_\_\_  
(Specialist, Deptt. PMR/ Ortho.)

## APPENDIX-XI

### PROFORMA FOR SCHEDULED CASTE AND SCHEDULED TRIBE CERTIFICATE

Form of certificate as prescribed in M.H.A., O.M., No. 42/21/49-N.G.S. dated the 28.1.1952, as revised in Dept. of Per- & A.R. letter No. 36012/6/76-Est. (S.CT), dated the 29.10.1977, to be produced by candidate belonging to a Scheduled Caste or a Scheduled Tribe in support of his/her claim.

#### CASTE CERTIFICATE

This is to certify that Shri/Smt./Kum.\* -----son/daughter\* of -----of village/town\*-----  
-----in district/Division\*-----of the State/Union Territory\* -----belongs to the -----Caste/  
Tribe which is recognized as a Scheduled Caste/Scheduled Tribe\*under:

- The Constitution (Scheduled Caste) Order, 1950
- The Constitution (Scheduled Tribe) Order, 1950
- The Constitution (Scheduled Caste) (Union Territories) Order, 1951
- The Constitution (Scheduled Tribe) (Union Territories) Order, 1951

%1. (as amended by the Scheduled Caste and Scheduled Tribe Lists (Modification) order, 1956, the Bombay Re-organization Act, 1960, the Punjab Re- organization Act, 1966, the State of Himachal Pradesh Act, 1970 the North Eastern Areas (Re-organization) Act, 1971 and the Scheduled Castes and Scheduled Tribes Orders, (Amendment) Act, 1976).

- The Constitution (Jammu and Kashmir) Scheduled Caste Order, 1956.
- The Constitution (Andaman and Nicobar Islands) Scheduled Tribes Order, 1959.
- The Constitution (Dadar and Nagar Haveli) Scheduled Caste Order, 1962.
- The Constitution (Dadar and Nagar Haveli) Scheduled Tribes, Order, 1962.
- The Constitution (Puducherry) Scheduled Caste Order, 1964
- The Constitution (Uttar Pradesh) Scheduled Tribes, Order, 1967.
- The Constitution (Goa, Daman & Diu) Scheduled Caste Order, 1968.
- The Constitution (Goa, Daman & Diu) Scheduled Tribes, Order, 1968.
- The Constitution (Nagaland) Scheduled Tribes Order, 1970.
- The Constitution (Sikkim) Scheduled Caste Order, 1978.
- The Constitution (Sikkim) Scheduled Tribes Order, 1978.

%2. Applicable in the case of Scheduled Caste/Schedule Tribe persons who have migrated from one State/Union Territory Administration:

This certificate is issued on the basis of the Scheduled Caste/Scheduled Tribe\* certificate issued to Shri/Smt\*  
-----father/mother of Shri/Smt/Kum\*-----of village/town\*-----in  
District/Division\* -----of the State/Union Territory\*-----who belongs to the -----cas  
te/tribe which is recognized as a Scheduled Caste/Scheduled Tribe\* in the State/Union Territory\* -----issued  
by the -----(name of prescribed authority) vide their No-----date -----% 3. Shri\*/Smt.\*/Kum\*  
-----and/or his/her\* family ordinary reside (s) in village/town\* -----of the State/Union Territory of  
-----

Signature-----

Place----- State/Union Territory

\*\* Designation-----

Date----- (With seal of Office)

\* Please delete the words which are not applicable.

• Please quote specific Presidential Order.

% Delete the paragraph which is not applicable.

\*\* Should be signed by the Authorities empowered to issue Scheduled Caste/Scheduled Tribe certificates as specified above.

## APPENDIX-XII

### **PROFORMA FOR OTHER BACKWARD CLASS (OBC) CERTIFICATE**

#### **(CERTIFICATE TO BE PRODUCED BY OTHER BACKWARD CLASS APPLYING FOR ADMISSION TO CENTRAL EDUCATIONAL INSTITUTE (CEIS) UNDER THE GOVERNMENT OF INDIA)**

This is to certify that Shri/Smt./Kum./Dr. \_\_\_\_\_ Son/Daughter of Shri/ Dr. \_\_\_\_\_ of Village/Town \_\_\_\_\_ District/Division \_\_\_\_\_ in the \_\_\_\_\_ State belongs to the \_\_\_\_\_ Community which is recognized as a backward class under:

- (i) Resolution No. 12011/68/93-BCC(C) dated 10/09/93 published in the Gazette of India Extraordinary part I Section I No. 186 dated 13/09/93.
- (ii) Resolution No. 12011/9/94-BCC dated 19/10/94 published in the Gazette of India Extraordinary part I Section I No. 163 dated 20/10/94.
- (iii) Resolution No. 12011/7/95-BCC dated 24/05/95 published in the Gazette of India Extraordinary part I Section I No. 88 dated 25/05/95.
- (iv) Resolution No. 12011/96/94-BCC dated 09/03/96.
- (v) Resolution No. 12011/44/96-BCC dated 06/12/96 published in the Gazette of India Extraordinary part I Section I No. 120 dated 11/12/96.
- (vi) Resolution No. 12011/13/97-BCC dated 03/12/97.
- (vii) Resolution No. 12011/99/94-BCC dated 11/12/97.
- (viii) Resolution No. 12011/68/98-BCC dated 27/10/99.
- (ix) Resolution No. 12011/88/98-BCC dated 06/12/99 published in the Gazette of India Extraordinary part I Section I No. 270 dated 06/12/99.
- (x) Resolution No. 12011/36/99-BCC dated 04/04/2000 published in the Gazette of India Extraordinary part I Section I No. 71 dated 04/04/2004.
- (xi) Resolution No. 12011/44/99-BCC dated 21/09/2000 published in the Gazette of India Extraordinary part I Section I No. 210 dated 21/09/2000.
- (xii) Resolution No. 12015/09/2000-BCC dated 06/09/2001.
- (xiii) Resolution No. 12011/01/2001-BCC dated 19/06/2003.
- (xiv) Resolution No. 12011/04/2002-BCC dated 13/01/2004.
- (xv) Resolution No. 12011/09/2004-BCC dated 16/01/2006 published in the Gazette of India Extraordinary part I Section I No. 210 dated 16/01/2006.
- (xvi) Resolution No. 20012/129/2009/-BC-II dated 04/03/2014 published in the Gazette of India Extraordinary Part I section I no. 63 dated 04/03/2014.

Shri/Smt./Kum. \_\_\_\_\_ and/or his family ordinarily reside(s) in the \_\_\_\_\_ District/Division of \_\_\_\_\_ State.

This is also to certify that he/she does not belong to the persons/section (creamy layer) mentioned in Column 3 of the Scheduled to the Government of India. Department of Personnel & Training O.M. No. 36012/22/93-Estt. (SCT) dated 08/09/93 which is modified vide OM No. 36033/3/2004 Estt. (Res.) dated 09.03.2004 or the latest notification of the Government of India.

Dated:

District Magistrate/Competent Authority  
Seal

#### **NOTE:**

- (a) The Term Ordinarily used here will have the same meaning as in Section 20 of the Representation of the People Act, 1950.
- (b) The authorities competent to issue Caste Certificates are indicated below:
  - (i) District Magistrate/Additional Magistrate/1st Class Stipendiary Magistrate/Sub-Divisional Magistrate/Taluka Magistrate/Executive Magistrate/Extra Assistant Commissioner (not below the rank of 1<sup>st</sup> Class Stipendiary Magistrate.)
  - (ii) Chief Presidency Magistrate/Additional Chief presidency Magistrate/Presidency magistrate.
  - (iii) Revenue Officer not below the rank of Tehsildar.
  - (iv) Sub-Divisional Officer of the area where the candidate and/or his family resides.
- (c) The annual income/status of the parents of the applicant should be based on financial year ending March 31, 2017.

**IMPORTANT INFORMATION AT A GLANCE**

**1 Fee Details**

Schedule for on-line submission of application forms	31.01.2017 to 01.03.2017
Last date for successful final transaction of fee	01.03.2017
Date of uploading of Admit-Cards on website	15.04.2017
Date of Examination, NEET(UG) – 2017	07.05.2017
Display of OMR Sheet	Will be intimated through website
Display of Answer Key	Will be intimated through website
Declaration of Result	08.06.2017

**2 Time Schedule NATIONAL ELIGIBILITY CUM ENTRANCE TEST NEET (UG)-2017**

- (a) Entry in the Examination Hall : 7.30 AM to 9.30 AM
- (b) Checking of Admit Cards by the invigilator : 9.30 AM to 9.45 AM
- (c) Distribution of Test Booklet : 9.45 AM
- (d) Seal of the Test Booklet to be broken/opened to take out the Answer Sheet : 9.55 AM
- (e) Latest Entry in the Examination Hall : 9.30 AM
- (f) Test Commences : 10.00 AM
- (g) Test Concludes : 01.00 PM
- 3** Material to be brought on the day of examination : Admit Card, Passport size Photograph and Post Card Size Photograph affixed on proforma.
- 4** Rough Work : All rough work is to be done in the Test Booklet only. The candidate will not do any rough work or put stray mark on the machine gradable Answer Sheet.
- 5** Use of Blue/Black Ball Point Pen only : Pen will be provided at the centre for writing of particulars on the Test Booklet and responses on the Answer Sheet.